



UPVC CPVC PRESSURE

PIPES and FITTINGS

(Schedule 80)

Prima Pipa Mandiri
Durable Piping System



2026



PRODUCT CATALOGUE



Our Products

**UPVC and CPVC SCHEDULE 80
PIPES & FITTINGS**




INTERNATIONAL CERTIFICATIONS



INTERNATIONAL CERTIFICATIONS



INTERNATIONAL CERTIFICATIONS



STANDARDS OF PVC-U/C TESTING

Index Name	Unit	Index	Test Method
Density	kg/m ³	1450-1650	Method A of GB/T 1033-1986
Vicat Softening Temperature (Pipes)	°C	≥ 110	GB/T 8802-2001
Vicat Softening Temperature (Fittings)	°C	≥ 103	GB/T 8802-2001
Longitudinal Reversion	%	≤ 5	Method B of GB/T6671-2001
Chlorine Concentration (Mass Percent)	%	≥ 60	GB/T 7139-2002
Hydrostatic Test	--	No leaking, no break	ISO 1167:1996
Hydrostatic Reheat Test	--	No leaking, no break	ISO 1167
Drop Impact Test	Cal/g°C	TIR ≤ 10%	GB/T 14152
Oven Test	MPa	No lamination, no crack	GB/T 8803
Modulus of Elasticity	MPa	≥ 2660	ASTM D638
Tensile Strength	KJ/m ²	≥ 56	ASTM D638
Impact Strength	m/m°C	≥ 16	ASTM D256
Coefficient of Linear Expansion	Cal/g°C	3.4 x 10 ⁻⁵	--
Thermal Conductivity	Cal/g°C	0.14	ASTM C177
Specific Heat	Ω/cm	0.14	--
Bulk Resistance	AC,KV/mm	≥ 1015	--
Dielectric Strength	--	13	--
Flame Retardant	--	Self-extinguish	UL-94



Prima Pipa
Mandiri



UPVC PRESSURE PIPES AND FITTINGS (Schedule80)

UPVC SCHEDULE 80

• PIPES SCHEDULE 80

Code : US80P

Size (inch)	Wall thickness (mm)	Outer diameter (mm)	Tolerance of wall thickness (mm)
1/2"	3.73	21.34	0+0.51
3/4"	3.91	26.67	0+0.51
1"	4.55	33.40	0+0.53
1-1/4"	4.85	42.16	0+0.58
1-1/2"	5.08	48.26	0+0.61
2"	5.54	60.32	0+0.66
2-1/2"	7.01	73.02	0+0.84
3"	7.62	88.90	0+0.91
4"	8.56	114.30	0+1.02
5"	9.52	141.30	0+1.14
6"	10.97	168.28	0+1.32
8"	12.70	219.08	0+1.52
10"	15.06	273.05	0+1.80
12"	17.45	323.85	0+2.08
14"	19.05	355.60	0+2.29
16"	21.41	406.40	0+2.57

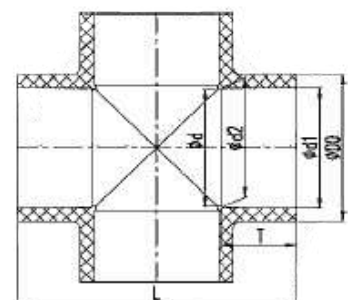


(ASTM D-1785)

• CROSS

Code : US80CS

Size (inch)	Dimensions (mm)					
	D0	d1	d2	d	T	L
1/2"	29.54	21.54	21.23	17.00	23.22	72.50
3/4"	35.36	26.87	26.57	22.50	26.40	82.80
1"	43.66	33.66	33.27	29.00	29.57	94.20
1-1/4"	53.02	42.42	42.04	38.00	32.75	111.50
1-1/2"	59.86	48.56	48.11	43.00	35.93	124.00
2"	72.23	60.63	60.17	55.00	39.10	143.70
2-1/2"	88.00	73.38	72.85	67.50	45.45	169.00
3"	105.30	89.31	88.70	83.00	48.63	193.26
4"	132.00	114.76	114.07	106.00	58.15	234.50
5"	162.00	141.81	141.04	133.00	67.68	287.00
6"	190.85	168.83	168.00	160.00	77.20	332.50

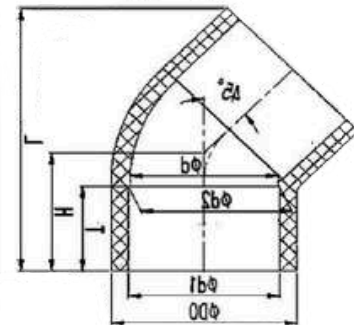


UPVC SCHEDULE 80

• ELBOW 45°

Code : US80E45

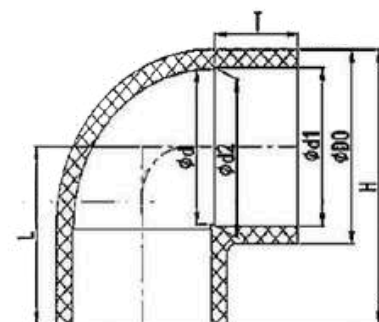
Size (inch)	Dimensions (mm)					
	D0	d1	d2	d	T	H
1/2"	30.50	21.54	21.23	17.00	23.22	29.72
3/4"	35.27	26.87	26.57	22.50	26.40	34.40
1"	43.66	33.66	33.27	29.00	29.57	37.58
1-1/4"	53.02	42.42	42.04	38.00	32.75	42.75
1-1/2"	59.86	48.56	48.11	43.00	35.93	47.93
2"	72.22	60.63	60.17	55.00	39.10	55.10
2-1/2"	88.00	73.38	72.85	67.50	45.45	63.50
3"	105.30	89.31	88.70	83.00	48.63	68.63
4"	132.00	114.76	114.07	106.00	58.15	84.15
5"	161.90	141.81	141.04	133.00	67.68	104.55
6"	190.90	168.83	168.00	160.00	77.20	122.20
8"	245.90	219.84	218.69	208.00	102.60	153.80
10"	305.20	273.80	272.67	262.50	128.00	188.00
12"	358.15	324.60	323.47	311.00	164.30	242.80
14"	394.11	355.94	354.33	331.50	200.00	270.94
16"	450.00	407.19	405.33	363.80	230.66	306.81



• ELBOW 90°

Code : US80E90

Size (inch)	Dimensions (mm)						
	D0	d1	d2	d	T	L	H
1/2"	30.50	21.54	21.23	17.00	23.22	36.25	51.50
3/4"	36.90	26.87	26.57	22.50	26.40	41.40	59.85
1"	44.70	33.66	33.27	29.00	29.57	47.10	69.45
1-1/4"	54.00	42.42	42.04	38.00	32.75	55.75	82.75
1-1/2"	60.60	48.56	48.11	43.00	35.93	61.95	92.25
2"	73.10	60.63	60.17	55.00	39.10	70.85	107.40
2-1/2"	88.40	73.38	72.85	67.50	45.45	84.50	128.70
3"	105.30	89.31	88.70	83.00	48.63	97.63	149.30
4"	132.00	114.76	114.07	106.00	58.15	117.25	183.25
5"	161.90	141.81	141.04	133.00	67.68	143.50	224.45
6"	190.90	168.83	168.00	160.00	77.20	166.25	261.70
8"	245.90	219.84	218.69	208.00	102.60	216.30	340.55
10"	305.80	273.81	272.67	262.50	128.00	278.00	430.90
12"	361.60	324.60	323.47	288.50	153.40	328.50	509.70
14"	394.11	355.94	354.33	331.50	200.00	375.75	576.00
16"	450.00	407.19	405.33	363.80	230.66	431.50	657.50

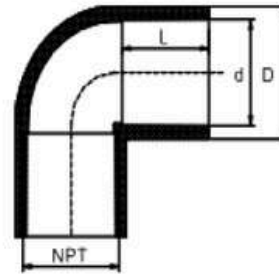


UPVC SCHEDULE 80

• FEMALE THREAD ELBOW

Code : US80FTE

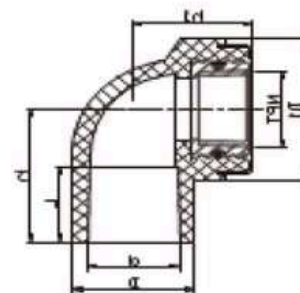
Size (inch)	Dimensions (mm)		
	D	d	L
1/2"	32.50	21.34	22.70
3/4"	38.10	26.67	25.90
1"	46.00	33.40	29.10
1-1/4"	55.90	42.16	32.30
1-1/2"	63.50	48.26	35.40
2"	76.20	60.33	38.60



• FEMALE THREAD ELBOW WITH BRASS

Code : US80FTEB

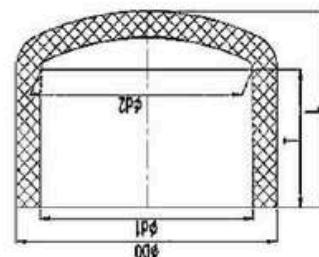
Size (inch)	Dimensions (mm)					
	D1	D	d	L	h	h1
1/2"	42.90	29.40	21.34	23.00	39.40	28.00
1/2" x 3/4"	49.20	29.40	21.34	23.00	38.50	31.50
3/4"	49.20	35.00	26.67	26.00	45.90	34.50
3/4" x 1/2"	42.90	35.00	26.67	26.00	39.50	30.50
1"	56.70	43.54	34.05	29.08	50.00	41.00
1-1/4"	67.00	52.00	42.16	32.00	60.00	46.50
1-1/2"	73.00	59.00	48.26	35.00	66.00	51.00
2"	87.60	72.00	60.33	39.00	75.00	61.00



• END PLUG (CAP)

Code : US80EP

Size (inch)	Dimensions (mm)				
	D0	d1	d2	T	L
1/2"	29.54	21.54	21.23	23.22	30.80
3/4"	35.31	26.87	26.57	26.40	35.13
1"	43.70	33.66	33.27	29.57	40.00
1-1/4"	53.05	42.42	42.04	32.75	45.00
1-1/2"	59.86	48.56	48.11	35.93	49.00
2"	72.23	60.63	60.17	39.10	53.95
2-1/2"	87.98	73.38	72.85	45.45	64.20
3"	105.30	89.31	88.70	48.63	58.00
4"	132.00	114.76	114.07	58.15	81.00
5"	161.80	141.81	141.04	67.68	106.50
6"	190.85	168.83	168.00	77.20	119.55
8"	245.85	219.84	218.69	102.60	141.70
10"	305.80	273.81	272.67	128.00	186.25
12"	361.60	324.60	323.47	153.40	228.00

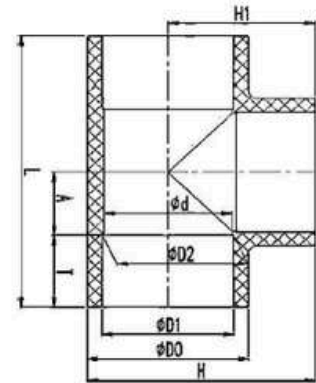


UPVC SCHEDULE 80

• STRAIGHT TEE

Size (inch)	Dimensions (mm)							
	D0	D1	D2	d	T	H1	H	L
1/2"	30.14	21.54	21.23	17.00	23.22	36.25	51.50	72.50
3/4"	35.87	26.87	26.57	22.50	26.40	41.40	59.85	82.80
1"	44.30	33.66	33.27	29.00	29.57	47.10	69.45	94.20
1-1/4"	53.42	42.42	42.04	38.00	32.75	55.75	82.75	111.50
1-1/2"	60.40	48.56	48.11	43.00	35.93	62.00	92.25	124.00
2"	73.10	60.63	60.17	55.00	39.10	70.85	107.40	141.70
2-1/2"	88.40	73.38	72.85	67.50	45.45	83.25	128.70	166.55
3"	105.70	89.31	88.70	83.00	48.63	97.08	149.30	194.15
4"	132.50	114.76	114.07	106.00	58.15	117.25	183.25	234.50
5"	161.60	141.81	141.04	133.00	67.68	142.80	227.95	285.60
6"	192.00	168.83	168.00	160.00	77.20	166.25	261.70	332.50
8"	246.50	219.84	218.69	208.00	102.60	217.60	340.55	435.20
10"	305.80	273.81	272.67	262.50	128.00	278.00	430.90	556.00
12"	361.60	324.60	323.47	313.00	153.40	328.50	509.70	656.80
14"	394.11	355.94	354.33	331.50	200.00	371.10	571.60	742.20
16" (FRP)	450.00	407.19	405.33	363.80	230.66	414.00	640.50	828.00

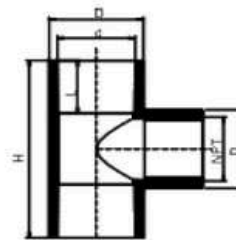
Code : US80T



• FEMALE THREAD TEE

Size (inch)	Dimension (mm)			
	D	d	L	H
1/2"	32.50	21.34	22.70	70.80
3/4"	38.10	26.67	25.90	82.50
1"	46.00	33.40	29.10	97.40

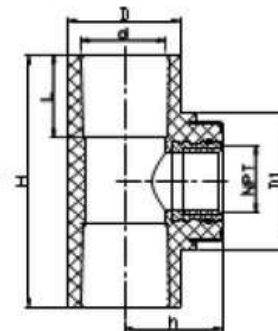
Code : US80FTT



• FEMALE THREAD TEE WITH BRASS

Size (inch)	Dimensions (mm)					
	D1	D	d	L	h	h1
1/2"	42.90	29.40	21.34	23.00	28.00	77.00
1/2" x 3/4"	49.20	29.40	21.34	23.00	31.50	77.00
3/4"	49.20	35.00	26.67	26.00	34.50	92.00
3/4" x 1/2"	42.90	35.00	26.67	26.00	30.50	79.00
1"	56.70	43.54	34.05	29.08	41.00	100.00
1-1/4"	67.00	52.00	42.16	32.00	46.50	120.00
1-1/2"	73.00	59.00	48.26	35.00	51.00	132.00
2"	87.60	72.00	60.33	39.00	61.00	150.00

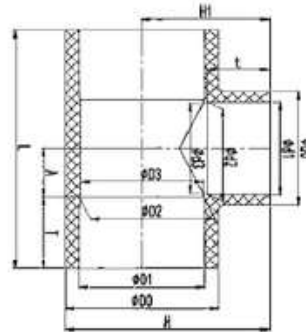
Code : US80FTTB



UPVC SCHEDULE 80

• REDUCING TEE

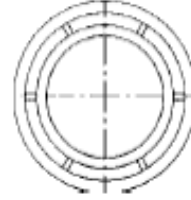
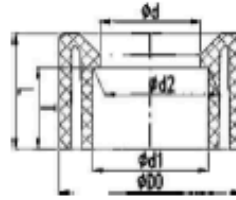
Code : US80RT



Size (inch)	Dimensions (mm)											
	D0	D1	D2	D3	d0	d1	d2	d3	t	T	H	L
3/4" x 1/2"	35.87	26.87	26.57	22.50	30.14	21.54	21.23	17.00	23.22	26.40	38.55	82.80
1" x 1/2"	44.30	33.66	33.27	29.00	30.14	21.54	21.23	17.00	23.22	29.57	41.75	94.20
1" x 3/4"	44.30	33.66	33.27	29.00	35.87	26.87	26.57	22.50	26.40	29.57	44.60	94.20
1-1/4" x 1/2"	53.42	42.42	42.04	38.00	30.14	21.54	21.23	17.00	23.22	32.75		111.50
1-1/4" x 3/4"	53.42	42.42	42.04	38.00	35.87	26.87	26.57	22.50	26.40	32.75	49.10	111.50
1-1/4" x 1"	53.42	42.42	42.04	38.00	44.30	33.66	33.27	29.00	29.57	32.75	51.60	111.50
1-1/2" x 1/2"	60.40	48.56	48.11	43.00	30.14	21.54	21.23	17.00	23.22	35.93		124.00
1-1/2" x 3/4"	60.40	48.56	48.11	43.00	35.87	26.87	26.57	22.50	26.40	35.93		124.00
1-1/2" x 1"	60.40	48.56	48.11	43.00	44.30	33.66	33.27	29.00	29.57	35.93	54.35	124.00
1-1/2" x 1-1/4"	60.40	48.56	48.11	43.00	53.42	42.42	42.04	38.00	32.75	35.93	58.50	124.00
2" x 1/2"	73.10	60.63	60.17	55.00	30.14	21.54	21.23	17.00	23.22	39.10		141.70
2" x 3/4"	73.10	60.63	60.17	55.00	35.87	26.87	26.57	22.50	26.40	39.10		141.70
2" x 1"	73.10	60.63	60.17	55.00	44.30	33.66	33.27	29.00	29.57	39.10		141.70
2" x 1-1/4"	73.10	60.63	60.17	55.00	53.42	42.42	42.04	38.00	32.75	39.10	64.00	141.70
2" x 1-1/2"	73.10	60.63	60.17	55.00	60.40	48.56	48.11	43.00	35.93	39.10	67.45	141.70
2-1/2" x 1-1/2"	88.40	73.38	72.85	67.50	60.40	48.56	48.11	43.00	35.93	45.45	73.70	169.00
2-1/2" x 2"	88.40	73.38	72.85	67.50	73.10	60.63	60.17	55.00	39.10	45.45	77.10	169.00
3" x 2"	105.70	89.31	88.70	83.00	73.10	60.63	60.17	55.00	39.10	48.63	84.60	194.15
3" x 2-1/2"	105.70	89.31	88.70	83.00	88.40	73.38	72.85	67.50	45.45	48.63	92.00	194.15
4" x 2-1/2"	132.50	114.76	114.07	106.00	88.40	73.38	72.85	67.50	45.45	58.15	103.00	234.50
4" x 3"	132.50	114.76	114.07	106.00	105.70	89.31	88.70	83.00	48.63	58.15	107.65	234.50
5" x 2"	161.60	141.81	141.04	133.00	72.70	60.63	60.17	55.00	39.10	67.68	105.10	285.60
6" x 2"	192.00	168.83	168.00	160.00	73.10	60.63	60.17	55.00	39.10	77.20	128.85	332.50
6" x 4"	192.00	168.83	168.00	160.00	132.50	114.76	114.07	106.00	58.15	77.20	144.25	332.50
8" x 4"	246.50	219.84	218.69	208.00	132.50	114.76	114.07	106.00	58.15	102.60	162.75	435.20
8" x 6"	246.50	219.84	218.69	208.00	192.00	168.83	168.00	160.00	77.20	102.60	190.25	435.20
10" x 6"	305.80	273.81	272.67	262.50	192.00	168.83	168.00	160.00	77.20	128.00	217.50	446.60
10" x 8"	305.80	273.81	272.67	262.50	246.50	219.84	218.69	208.00	102.60	128.00	245.00	496.50
12" x 8"	361.60	324.60	323.47	313.00	246.50	219.84	218.69	208.00	102.60	153.40	269.30	583.00
12" x 10"	361.60	324.60	323.47	313.00	305.80	273.81	272.67	262.50	128.00	153.40	296.80	656.80

UPVC SCHEDULE 80

• REDUCING RING (BUSHING)



Code : US80RR

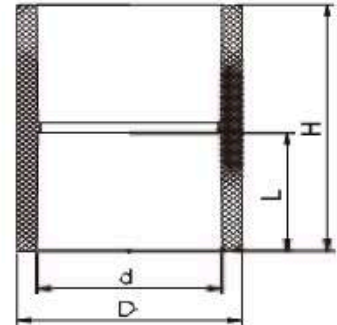
Size (inch)	Dimensions (mm)						
	D0	D1	D2	D3	d0	d1	d2
1/2" x 1.4"	21.34	14.02	13.60	10.00	16.50	23.50	29.00
1/2" x 3/8"	21.34	17.45	17.04	12.00	19.50	23.50	29.00
3/4" x 1/2"	26.67	21.54	21.23	17.00	23.22	26.40	31.90
1" x 3/8"	33.40	17.45	17.04	12.00	19.50	29.58	35.58
1" x 1/2"	33.40	21.54	21.23	17.00	23.22	29.58	35.58
1" x 3/4"	33.40	26.87	26.57	22.50	26.40	29.58	35.58
1-1/4" x 1/2"	42.16	21.54	21.23	17.00	23.22	30.00	36.00
1-1/4" x 3/4"	42.16	26.87	26.57	22.50	26.40	30.00	36.00
1-1/4" x 1"	42.16	33.66	33.27	29.00	29.57	30.00	36.00
1-1/2" x 1/2"	48.26	21.54	21.23	17.00	23.22	35.93	41.93
1-1/2" x 3/4"	48.26	26.87	26.57	22.50	26.40	35.93	41.93
1-1/2" x 1"	48.26	33.66	33.27	29.00	29.57	35.93	41.93
1-1/2" x 1-1/4"	48.26	42.42	42.04	38.00	32.75	35.93	41.93
2" x 1/2"	60.33	21.54	21.23	17.00	23.22	39.10	45.10
2" x 3/4"	60.33	26.87	26.57	22.50	26.40	39.10	45.10
2" x 1"	60.33	33.66	33.27	29.00	29.57	39.10	45.10
2" x 1-1/4"	60.33	42.42	42.04	38.00	32.75	39.10	45.10
2" x 1-1/2"	60.33	48.56	48.11	43.00	35.93	39.10	45.10
2-1/2" x 1-1/2"	70.03	48.56	48.11	43.00	35.93	45.00	51.00
2-1/2" x 2"	70.03	60.63	60.17	55.00	39.10	45.00	51.00
3" x 1-1/2"	88.90	48.56	48.11	43.00	35.93	49.00	57.00
3" x 2"	88.90	60.63	60.17	55.00	39.10	49.00	57.00
3" x 2-1/2"	88.90	48.56	48.11	67.50	35.93	49.00	57.00
4" x 2"	114.30	60.63	60.17	55.00	39.10	59.00	67.00
4" x 1-1/2"	114.30	48.56	48.11	43.00	35.93	59.00	67.00
4" x 2-1/2"	114.30	48.56	48.11	67.50	35.93	59.00	67.00
4" x 3"	114.30	89.31	88.70	83.00	48.63	59.00	67.00
5" x 4"	141.30	114.76	114.07	106.00	58.15	69.00	79.00
6" x 3"	168.30	89.31	88.70	83.00	48.63	78.00	90.00
6" x 4"	168.30	114.76	114.07	106.00	58.15	78.00	90.00
6" x 5"	168.30	141.81	141.04	133.00	67.68	78.00	90.00
8" x 4"	219.10	114.76	114.07	106.00	58.15	103.00	115.00
8" x 6"	219.10	168.83	168.00	160.00	77.20	103.00	115.00
10" x 3"	273.05	89.31	88.70	83.00	48.63	127.00	148.00
10" x 4"	273.05	114.76	114.07	106.00	58.15	127.00	148.00
10" x 6"	273.05	168.83	168.00	160.00	77.20	127.00	148.00
10" x 8"	273.05	219.84	218.69	208.00	102.60	127.00	148.00
12" x 4"	323.85	114.76	114.07	106.00	58.15	151.00	169.00
12" x 6"	323.85	168.83	168.00	160.00	77.20	151.00	169.00
12" x 8"	323.85	219.84	218.69	208.00	102.60	151.00	169.00
12" x 10"	323.85	273.81	272.67	262.50	128.00	151.00	169.00

UPVC SCHEDULE 80

• COUPLING

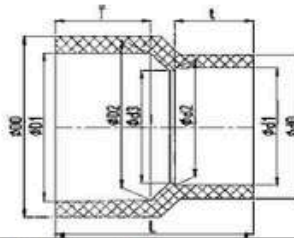
Code : US80C

Size (inch)	Dimension (mm)			
	D	d	H	L
1/2"	29.30	21.34	48.80	22.70
3/4"	35.10	26.67	55.20	26.00
1"	43.10	33.40	61.60	29.10
1-1/4"	52.40	42.16	67.40	32.30
1-1/2"	59.00	48.26	74.30	35.40
2"	72.00	60.33	80.10	38.60
2-1/2"	87.80	73.03	95.30	45.00
3"	104.90	88.90	101.00	48.10
4"	132.40	114.30	120.50	57.40
6"	191.20	168.30	160.30	76.70
8"	247.20	219.08	212.00	102.60
10"	305.90	273.05	263.00	128.00
12"	361.50	323.85	317.00	153.50



• REDUCING COUPLING

Code : US80RC



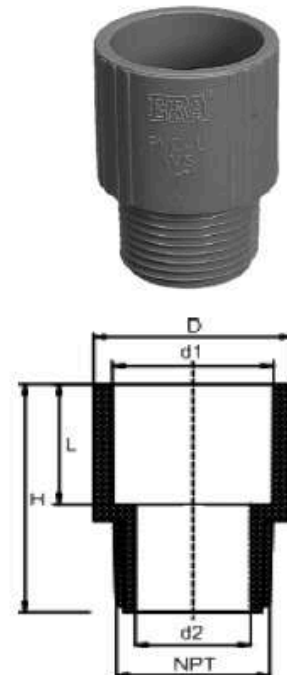
Size (inch)	Dimensions (mm)									
	D0	D1	D2	d0	d1	d2	d3	t	T	L
3/4" x 1/2"	36.90	26.87	26.57	30.50	21.54	21.23	17.00	23.22	26.40	58.60
1" x 1/2"	44.70	33.66	33.27	30.50	21.54	21.23	17.00	23.22	29.57	65.10
1" x 3/4"	44.70	33.66	33.27	36.90	26.87	26.57	22.50	26.40	29.57	66.30
1-1/4" x 1/2"	54.00	42.42	42.04	30.50	21.54	21.23	17.00	23.22	32.75	72.68
1-1/4" x 3/4"	54.00	42.42	42.04	36.90	26.87	26.57	22.50	26.40	32.75	73.80
1-1/4" x 1"	54.00	42.42	42.04	44.70	33.66	33.27	29.00	29.57	32.75	73.80
1-1/2" x 1/2"	60.60	48.56	48.11	30.50	21.54	21.23	17.00	23.22	35.93	
1-1/2" x 3/4"	60.60	48.56	48.11	36.90	26.87	26.57	22.50	26.40	35.93	80.00
1-1/2" x 1"	60.60	48.56	48.11	44.70	33.66	33.27	29.00	29.57	35.93	80.00
1-1/2" x 1-1/4"	60.60	48.56	48.11	54.00	42.42	42.04	38.00	32.75	35.93	78.70
2" x 1/2"	73.10	60.63	60.17	30.50	21.54	21.23	17.00	23.22	39.10	
2" x 3/4"	73.10	60.63	60.17	36.90	26.87	26.57	22.50	26.40	39.10	
2" x 1"	73.10	60.63	60.17	44.70	33.66	33.27	29.00	29.57	39.10	88.20
2" x 1-1/4"	73.10	60.63	60.17	54.00	42.42	42.04	38.00	32.75	39.10	88.20
2" x 1-1/2"	73.10	60.63	60.17	60.60	48.56	48.11	43.00	35.93	39.10	88.50
10" x 8"	305.00	273.81	272.67	245.90	219.84	218.69	208.00	102.60	128.00	269.75

UPVC SCHEDULE 80

• MALE ADAPTOR

Code : US80MA

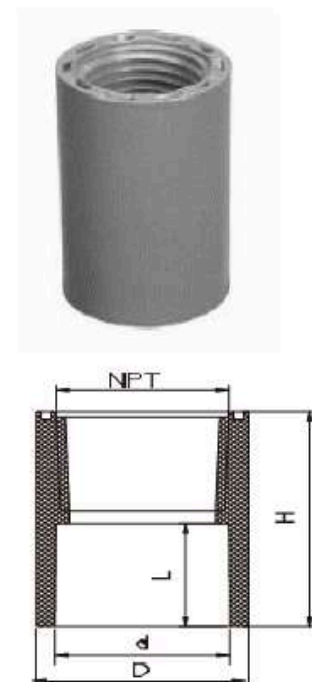
Size (inch)	Dimension (mm)				
	D	d1	d2	H	L
1/2"	30.00	21.34	9.40	46.50	23.20
3/4"	35.80	26.67	14.00	55.90	25.90
1"	44.00	33.40	18.80	61.00	29.10
1-1/4"	53.00	42.16	26.80	65.50	32.50
1-1/2"	60.00	48.26	32.40	70.90	35.40
2"	73.00	60.33	43.30	76.70	38.60
2-1/2"	88.20	73.03	51.00	93.20	44.80
3"	104.90	88.90	66.00	99.00	48.10
4"	132.00	114.30	89.90	112.00	57.00
6"	191.20	168.30	138.30	138.50	76.70
8"	247.20	219.08	186.00	173.00	102.60
10"	305.90	273.05	235.00	206.00	128.00
12"	361.50	323.85	281.00	239.00	153.50



• FEMALE ADAPTOR

Code : US80FA

Size (inch)	Dimension (mm)			
	D	d	H	L
1/2"	32.50	21.34	45.70	22.70
3/4"	38.10	26.67	54.80	25.90
1"	46.00	33.40	58.70	29.10
1-1/4"	55.90	42.16	64.30	32.30
1-1/2"	63.50	48.26	70.90	35.40
2"	76.20	60.33	74.60	38.60
2-1/2"	87.80	73.03	92.30	45.00
3"	104.90	88.90	97.90	48.10
4"	132.40	114.30	109.90	57.60
6"	191.20	168.30	135.60	76.70
8"	247.20	219.08	167.00	102.60
10"	305.90	273.05	198.00	128.00
12"	361.50	323.85	231.50	153.50

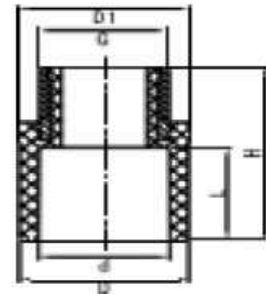


UPVC SCHEDULE 80

• MALE ADAPTOR WITH BRASS

Code : US80MAB

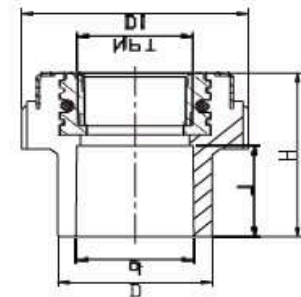
Size (")	Dimension (mm)				
	D1	D	d	H	L
1/2"	30.40	29.40	21.34	44.20	22.70
3/4"	36.10	35.10	26.67	48.90	25.90
1"	44.10	43.10	33.40	54.50	29.10
1-1/4"	53.40	52.40	42.16	63.10	32.30
1-1/2"	60.00	59.00	48.26	69.70	35.40
2"	73.00	72.00	60.33	76.10	38.60



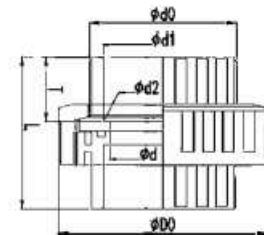
• FEMALE ADAPTOR WITH BRASS

Code : US80FAB

Size (")	Dimension (mm)				
	D1	D	d	L	H
1/2"	45.30	29.40	21.34	23.00	40.50
1/2"-3/4"	51.60	29.40	21.34	23.00	43.50
3/4"	51.60	35.00	26.67	26.00	46.50
3/4"-1/2"	45.30	35.00	26.67	26.00	44.50
1"	59.00	43.00	33.40	29.00	53.50
1"-3/4"	51.60	43.00	33.40	29.00	50.00



Code : US80UN

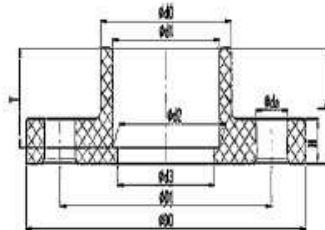


• UNION

Size (")	Dimensions (mm)						
	D0	d0	d1	d2	d	T	L
1/2"	47.00	29.54	21.54	21.23	17.00	23.22	48.20
3/4"	54.00	35.36	26.87	26.57	22.50	26.40	55.50
1"	67.00	43.66	33.66	33.27	29.00	29.57	62.10
1-1/4"	78.50	53.02	42.42	42.04	38.00	32.75	70.00
1-1/2"	93.00	59.86	48.56	48.11	43.00	35.93	80.00
2"	110.60	72.23	60.63	60.17	55.00	39.10	90.50
2-1/2"	130.60	88.00	73.38	72.85	67.50	45.45	104.00
3"	148.50	105.30	89.31	88.70	83.00	48.63	117.00
4"	173.50	132.00	114.76	114.07	106.00	58.15	136.60

UPVC SCHEDULE 80

• ONE-PIECE FLANGE



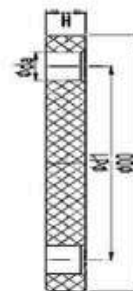
Code : US80OPF

Size (inch)	Dimensions (mm)										
	D0	D1	d0	d1	d2	d3	da	T	H	L	n
1/2"	89.00	60.30	29.54	21.54	21.23	17.00	16.00	23.22	13.00	27.72	4
3/4"	89.00	69.85	35.27	26.87	26.57	22.50	16.00	26.40	14.00	30.90	4
1"	108.00	79.38	43.66	33.66	33.27	29.00	16.00	29.57	15.00	34.10	4
1-1/4"	117.00	88.90	53.02	42.42	42.04	38.00	16.00	32.75	15.00	38.75	4
1-1/2"	127.00	98.43	59.86	48.56	48.11	43.00	16.00	35.93	17.00	41.95	4
2"	152.00	120.65	72.23	60.63	60.17	55.00	19.00	39.10	19.00	46.10	4
2-1/2"	178.00	139.70	88.00	73.38	72.85	67.50	19.00	45.45	20.00	53.00	4
3"	191.00	152.40	105.30	89.31	88.70	83.00	19.00	48.63	20.50	57.15	4
4"	229.00	190.50	132.00	114.76	114.07	106.00	19.00	58.15	21.00	66.65	8
5"	254.00	216.00	162.00	141.81	141.04	133.00	22.00	67.68	23.50	77.50	8
6"	284.00	241.30	190.85	168.83	168.00	160.00	22.00	77.20	26.50	88.20	8
8"	343.00	298.45	245.84	219.84	218.69	208.00	22.00	102.60	27.00	113.60	8

• BLIND FLANGE

Code : US80BF

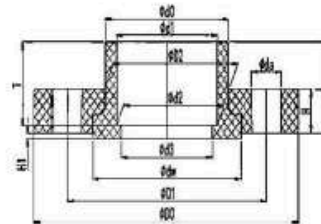
Size (inch)	Dimensions (mm)				
	D0	d1	da	H	n
1/2"	89.00	60.30	16.00	14.50	4
3/4"	89.00	69.85	16.00	15.30	4
1"	108.00	79.38	16.00	16.30	4
1-1/4"	117.00	88.90	16.00	15.80	4
1-1/2"	127.00	98.43	16.00	18.50	4
2"	152.00	120.65	19.00	20.50	4
2-1/2"	178.00	139.70	19.00	21.30	4
3"	191.00	152.40	19.00	22.00	4
4"	229.00	190.50	19.00	23.20	8
5"	254.00	216.00	22.00	25.00	8
6"	284.00	241.30	22.00	28.30	8
8"	343.00	298.45	22.00	28.70	8
10"	410.00	362.00	24.00	40.00	12
12"	482.60	432.00	24.00	42.00	12
14"	534.00	476.30	28.60	45.00	12
16"	598.35	540.80	28.60	52.00	16



UPVC SCHEDULE 80

• VANSTONE FLANGE


Code : US80VF



Size (inch)	Dimensions (mm)													
	D0	D1	D2	d0	d1	d2	d3	dw	da	T	H1	H	L	n
1/2"	89.00	61.00	31.00	30.50	21.54	21.23	16.00	37.60	16.00	23.22	2.5	13	24.72	4
3/4"	98.00	70.00	37.90	36.90	26.87	26.57	20.60	47.00	16.00	26.40	2.5	14	27.90	4
1"	108.00	79.00	45.70	44.70	33.66	33.27	27.00	56.00	16.00	29.58	2.5	15	31.08	4
1-1/4"	117.00	89.00	55.00	54.00	42.42	42.04	36.00	64.00	16.00	32.75	2.5	15	35.25	4
1-1/2"	127.00	98.00	62.60	61.60	50.46	50.46	45.00	72.40	16.00	35.93	2.5	18	38.43	4
2"	152.00	121.00	74.10	73.10	60.63	60.17	52.50	88.50	19.00	39.10	2.5	20	42.60	4
2-1/2"	178.00	140.00	89.40	88.40	73.38	72.85	65.00	108.00	19.00	45.50	2.5	23	49.00	4
3"	191.00	152.00	106.30	105.30	89.31	88.70	80.00	124.80	19.00	48.63	2.5	26	53.13	4
4"	229.00	191.00	133.00	132.00	114.76	114.07	102.00	152.00	19.00	58.15	2.5	28	62.65	8
5"	254.00	216.00	162.90	161.90	141.81	141.04	122.00	181.50	22.00	68.00	2.5	30	73.50	8
6"	284.00	241.00	192.50	191.50	168.83	168.00	150.00	209.50	22.00	77.20	3.0	32	83.20	8
8"	343.00	298.00	247.90	246.90	219.84	218.69	193.00	264.90	22.00	102.60	3.0	36	108.60	8
10"	410.00	362.00	309.80	305.80	273.81	272.67	262.50	327.37	24.00	128.00	3.0	42	138.00	12
12"	482.60	432.00	366.60	362.60	324.60	323.47	313.00	384.60	24.00	153.40	3.0	44	166.00	12
14"	534.00	476.30	402.00	399.20	356.60	355.50	331.50	426.60	28.60	183.50	3.0	52	186.00	12
16"	600.00	540.80	456.00	451.60	407.60	406.36	342.50	482.40	28.60	208.00	3.0	60	210.00	16

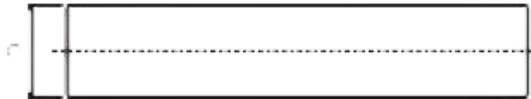


Prima Pipa
Mandiri



**CPVC PRESSURE
PIPES AND FITTINGS**
(Schedule 80)

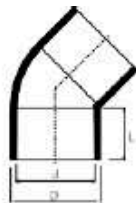
CPVC SCHEDULE 80



Code : CPSP01

(ASTM F439)

Size	Outer Diameter	Wall Thickness
1/2"	21.34	03.73
3/4"	26.67	03.91
1"	33.40	04.55
1-1/4"	42.16	04.85
1-1/2"	48.26	05.08
2"	60.33	05.54
2-1/2"	73.03	07.01
3"	88.90	07.62
4"	114.30	08.56
6"	168.30	10.97



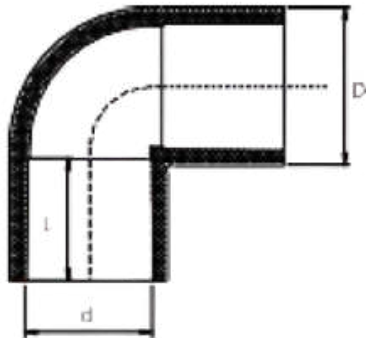
NSF

Code : CPS001

● 45° ELBOW

Size	D	d	L
1/2"	29.30	21.34	22.70
3/4"	35.10	26.67	25.90
1"	43.10	33.40	29.10
1-1/4"	52.40	42.16	32.30
1-1/2"	59.00	48.26	35.40
2"	72.50	60.33	38.60
2-1/2"	87.80	73.03	45.00
3"	104.90	88.90	48.10
4"	132.40	114.30	57.60
6"	191.20	168.30	76.70
8"	247.20	219.80	102.60
10"	305.90	273.80	128.00
12"	361.50	324.60	153.50

CPVC SCHEDULE 80

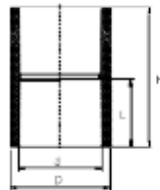


NSF

Code : CPS002



Size	D	d	L
1/2"	29.80	21.34	22.70
3/4"	35.60	26.67	25.90
1"	43.10	33.40	29.10
1-1/4"	52.40	42.16	32.30
1-1/2"	59.00	48.26	35.40
2"	72.00	60.33	38.60
2-1/2"	87.80	73.03	45.00
3"	104.90	88.90	48.10
4"	132.40	114.30	56.60
6"	190.90	168.30	76.70
8"	247.20	219.80	102.60
10"	305.90	273.80	128.00
12"	361.50	324.60	153.50



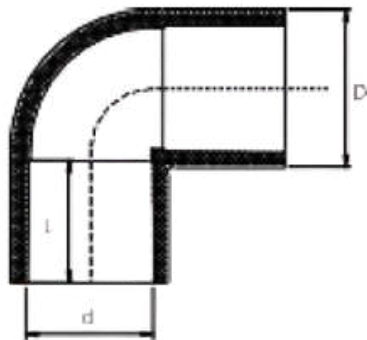
NSF

Code : CPS003

● COUPLING

Size	D	d	H	L
1/2"	29.30	21.34	48.80	22.70
3/4"	35.10	26.67	55.20	26.00
1"	43.10	33.40	61.60	29.10
1-1/4"	52.40	42.16	67.40	32.30
1-1/2"	59.00	48.26	74.30	35.40
2"	72.00	60.33	80.10	38.60
2-1/2"	87.80	73.03	95.30	45.00
3"	104.90	88.90	101.00	48.10
4"	132.40	114.30	120.50	57.40
6"	191.20	168.30	160.30	76.70
8"	247.20	219.80	212.10	102.60
10"	305.90	273.80	262.90	128.00
12"	361.50	324.60	317.00	153.50

CPVC SCHEDULE 80

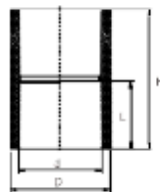


NSF

Code : CPS002



Size	D	d	L
1/2"	29.80	21.34	22.70
3/4"	35.60	26.67	25.90
1"	43.10	33.40	29.10
1-1/4"	52.40	42.16	32.30
1-1/2"	59.00	48.26	35.40
2"	72.00	60.33	38.60
2-1/2"	87.80	73.03	45.00
3"	104.90	88.90	48.10
4"	132.40	114.30	56.60
6"	190.90	168.30	76.70
8"	247.20	219.80	102.60
10"	305.90	273.80	128.00
12"	361.50	324.60	153.50



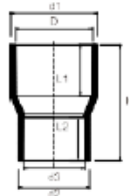
NSF

Code : CPS003

● COUPLING

Size	D	d	H	L
1/2"	29.30	21.34	48.80	22.70
3/4"	35.10	26.67	55.20	26.00
1"	43.10	33.40	61.60	29.10
1-1/4"	52.40	42.16	67.40	32.30
1-1/2"	59.00	48.26	74.30	35.40
2"	72.00	60.33	80.10	38.60
2-1/2"	87.80	73.03	95.30	45.00
3"	104.90	88.90	101.00	48.10
4"	132.40	114.30	120.50	57.40
6"	191.20	168.30	160.30	76.70
8"	247.20	219.80	212.10	102.60
10"	305.90	273.80	262.90	128.00
12"	361.50	324.60	317.00	153.50

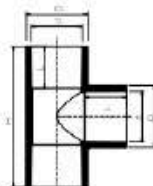
CPVC SCHEDULE 80



Code : CPS004

● REDUCING COUPLING

Size	D	d1	d2	d3	H	L1	L2
3/4" x 1/2"	35.10	26.67	29.30	21.34	57.50	25.90	22.70
1" x 1/2"	43.40	33.40	29.80	21.34	63.10	29.10	22.70
1 x 3/4"	43.10	33.40	35.50	26.67	65.40	29.10	25.90
1-1/4" x 1/2"	52.40	42.16	29.30	21.34	66.40	32.30	22.70
1-1/4" x 3/4"	52.40	42.16	35.10	26.67	67.60	32.30	25.90
1-1/4" x 1"	52.40	42.16	43.40	33.40	72.20	33.00	28.20
1-1/2" 1/2"	59.00	48.26	29.30	21.34	70.50	35.40	22.70
1-1/2" x 3/4"	59.00	48.26	35.50	26.67	73.70	35.40	25.90
1-1/2" x 1"	59.00	48.26	43.50	33.40	76.90	35.40	28.80
2" x 1/2"	72.00	60.33	29.30	21.34	79.70	38.60	22.70
2" x 3/4"	72.00	60.33	35.10	26.67	81.40	38.60	25.90
2" x 1"	72.00	60.33	43.10	33.40	84.60	38.60	29.10
2" x 1-1/4"	72.00	60.33	52.40	42.16	87.80	38.60	32.30
2" x 1-1/2"	72.00	60.33	59.00	48.26	90.90	38.60	35.40




NSF

Code : CPS005

● STRAIGHT TEE

Size	D	d	L	H
1/2"	29.30	21.34	22.40	70.80
3/4"	35.40	26.67	25.90	82.40
1"	43.10	33.40	29.10	97.60
1-1/4"	52.40	42.16	32.30	110.90
1-1/2"	59.00	48.26	35.40	122.70
2"	72.00	60.33	38.60	142.70
2-1/2"	87.80	73.03	45.00	168.20
3"	104.90	88.90	48.10	190.20
4"	132.40	114.30	57.60	235.60
6"	191.20	168.30	76.70	333.20
8"	247.20	219.80	102.60	445.20
10"	305.90	273.80	128.00	556.00
12"	361.50	324.60	153.50	663.00

CPVC SCHEDULE 80

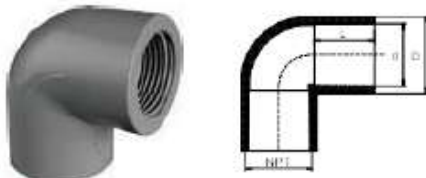


NSF

Code : CPS006

● FEMALE ADAPTOR

Size	D	d	H	L
1/2"	32.50	21.34	45.70	22.70
3/4"	38.10	26.67	54.80	25.90
1"	46.00	33.40	58.70	29.10
1-1/4"	55.90	42.16	64.30	32.30
1-1/2"	63.50	48.26	70.90	35.40
2"	76.20	60.33	74.60	38.60
2-1/2"	87.80	73.03	92.30	45.00
3"	104.90	88.90	97.90	48.10
4"	132.40	114.30	109.90	57.60
6"	191.20	168.30	135.60	76.70



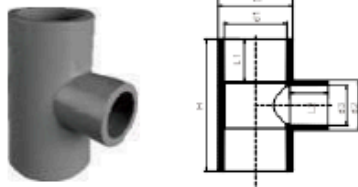
NSF

Code : CPS007

● FEMALE THREAD ELBOW

Size	D	d	L
1/2"	32.50	21.34	22.70
3/4"	38.10	26.67	25.90
1"	46.00	33.40	29.10
1-1/4"	55.90	42.16	32.30
1-1/2"	63.50	48.26	35.40
2"	76.20	60.33	38.60

CPVC SCHEDULE 80



NSF

Code : CPS008

● REDUCING TEE

Size	D	d1	d2	d3	L1	L2	H
3/4" x 1/2"	35.50	26.67	30.00	21.34	25.90	22.70	79.10
1" x 1/2"	43.10	33.40	29.30	21.34	29.10	22.70	80.50
1 x 3/4"	43.10	33.40	35.10	26.67	29.10	25.90	91.00
1-1/4" x 1/2"	52.40	42.16	29.30	21.34	32.30	22.70	92.20
1-1/4" x 3/4"	52.40	42.16	35.10	26.67	32.30	25.90	97.30
1-1/4" x 1"	52.40	42.16	43.10	33.40	32.30	29.10	105.80
1-1/2" 1/2"	59.00	48.26	29.30	21.34	35.40	22.70	97.60
1-1/2" x 3/4"	59.00	48.26	35.10	26.67	35.40	25.90	103.70
1-1/2" x 1"	59.00	48.26	43.10	33.40	35.40	29.10	110.50
1-1/2" x 1-1/4"	59.00	48.26	52.40	42.16	35.40	32.30	118.90
2" x 1/2"	72.00	60.33	29.30	21.34	38.60	22.70	104.70
2" x 3/4"	72.00	60.33	35.10	26.67	38.60	25.90	109.70
2" x 1"	72.00	60.33	43.10	33.40	38.60	29.10	115.90
2"x 1-1/4"	72.00	60.33	52.40	42.16	38.60	32.30	124.60
2" x 1-1/2"	72.00	60.30	59.00	48.26	38.60	35.40	131.60



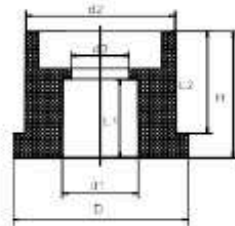
NSF

Code : CPS009

● MALE ADAPTOR

Size	D	d1	d2	H	L
1/2"	30.00	21.34	09.40	46.50	23.20
3/4"	35.80	26.67	14.00	55.90	25.90
1"	44.00	33.40	18.80	61.00	29.10
1-1/4"	53.00	42.16	26.80	65.50	32.50
1-1/2"	60.00	48.26	32.40	70.90	35.40
2"	73.00	60.33	43.30	76.70	38.60
2-1/2"	88.20	73.03	51.00	93.20	44.80
3"	104.90	88.90	66.00	99.00	48.10
4"	132.00	114.30	89.90	112.00	57.00
6"	191.20	168.30	138.30	138.50	76.70

CPVC SCHEDULE 80




NSF

Code : CPS010

● REDUCING RING

Size	D	d1	d2	d3	L1	L2	H
3/4" x 1/2"	35.00	21.54	26.57	14.00	22.22	26.90	33.40
1" x 1/2"	43.00	21.54	33.27	14.00	22.22	29.08	35.60
1 x 3/4"	43.00	26.87	33.27	18.00	25.90	29.08	35.60
1-1/4" x 1/2"	52.40	21.34	42.16	13.50	22.70	31.50	40.00
1-1/4" x 3/4"	52.40	26.64	42.16	17.80	25.90	31.50	40.00
1-1/4" x 1"	52.40	33.40	42.16	24.00	29.10	31.50	40.00
1-1/2" 1/2"	59.00	21.34	48.26	13.00	22.70	35.00	43.00
1-1/2" x 3/4"	58.50	26.67	48.26	17.30	25.90	35.00	43.00
1-1/2" x 1"	59.00	33.40	48.26	24.30	29.10	35.00	43.00
1-1/2" x 1-1/4"	59.00	42.16	48.26	31.20	32.30	35.00	43.00
2" x 1/2"	72.00	21.34	60.33	13.00	22.70	39.00	49.00
2" x 3/4"	72.00	33.40	60.33	23.50	29.10	39.00	49.00
2" x 1"	72.00	26.67	60.33	18.00	29.10	38.30	48.60
2" x 1-1/4"	72.00	42.16	60.33	32.00	32.30	39.00	49.00
2" x 1-1/2"	72.00	48.26	60.33	36.20	35.40	38.60	48.60
3" x 1-1/2"	104.90	48.26	88.90	42.00	35.50	47.10	55.10
3" x 2"	104.90	60.33	88.90	53.80	38.60	47.10	55.10
4" x 1-1/2"	132.40	48.26	114.30	42.00	35.50	56.60	65.10
4" x 2"	132.40	60.33	114.30	53.80	38.60	56.60	65.10
4" x 3"	132.40	88.90	114.30	82.00	48.10	56.60	65.10
6" x 4"	191.20	114.30	168.30	106.10	57.60	76.70	86.70

CPVC SCHEDULE 80

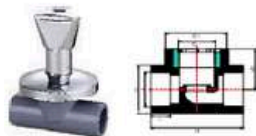


NSF

Code : CPS011

● END PLUG

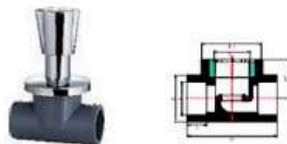
Size	D	d	L	H
1/2"	29.30	21.34	22.70	39.70
3/4"	35.10	26.67	25.90	33.70
1"	43.10	33.40	29.10	33.80
1-1/4"	52.40	42.16	32.30	43.00
1-1/2"	59.00	48.26	35.40	45.80
2"	72.00	60.33	38.60	51.80
3"	33.30	25.00	19.50	25.00
4"	41.00	32.00	22.50	30.00
6"	33.30	25.00	19.50	25.00



Code : CPS012

● CPVC STOP VALVE TYPE I

Size	D	d	D1	G	L	H
20 x 1/2"	29.60	21.60	34.80	1/2"	23.50	80.00
25 x 1/2"	36.00	26.99	42.00	3/4"	24.00	82.00
32 x 3/4"	43.70	33.70	51.70	1"	25.00	93.00



Code : CPS013

● CPVC STOP VALVE TYPE II

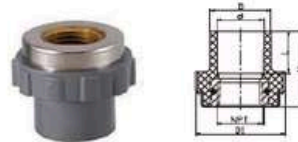
Size	D	d	D1	G	L	H
20 x 1/2"	29.60	21.60	34.80	1/2"	23.50	80.00
25 x 1/2"	36.00	26.99	42.00	3/4"	24.00	82.00
32 x 3/4"	43.70	33.70	51.70	1"	25.00	93.00



Code : CPS014

● MALE ADAPTOR WITH BRASS

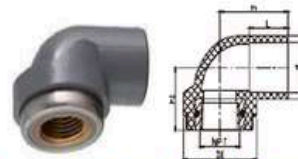
Size	D1	D	d	H	L	G
1/2"	30.40	29.40	21.34	44.20	22.70	1/2"
3/4"	36.10	35.10	26.67	48.90	25.90	3/4"
1"	44.10	43.10	33.40	54.50	29.10	1"
1-1/4"	53.40	52.40	42.16	63.10	32.30	1-1/4"
1-1/2"	60.00	59.00	48.26	69.70	35.40	1-1/2"
2"	73.00	72.00	60.33	76.10	38.60	2"



Code : CPS015

● FEMALE ADAPTOR WITH BRASS

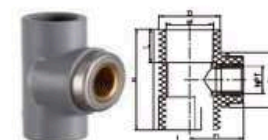
Size	D1	D	d	L	H
1/2"	45.30	29.40	21.34	23.00	40.50
1/2" x 3/4"	51.60	29.40	21.34	23.00	43.50
3/4"	51.60	35.00	26.67	26.00	46.50
3/4" x 1/2"	45.30	35.00	26.67	26.00	44.50
1"	59.00	43.00	33.40	29.00	53.50
1" x 3/4"	51.60	43.00	33.40	29.00	50.00



Code : CPS016

● FEMALE THREAD ELBOW WITH BRASS

Size	D1	D	d	L	h	h1
1/2"	42.90	29.40	21.34	23.00	39.40	28.00
1/2" x 3/4"	49.20	29.40	21.34	23.00	38.50	31.50
3/4"	49.20	35.00	26.67	26.00	45.90	34.50
3/4" x 1/2"	42.90	35.00	26.67	26.00	39.50	30.50
1"	56.70	43.54	33.66	29.08	50.00	41.00
1-1/4"	67.00	52.00	42.16	32.00	60.00	46.50
1-1/2"	73.00	59.00	48.26	35.00	66.00	51.00
2"	87.60	72.00	60.33	39.00	75.00	61.00

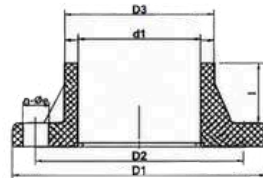


Code : CPS017

● FEMALE THREAD TEE WITH BRASS

Size	D1	D	d	L	h	h1
1/2"	42.90	29.40	21.34	23.00	28.00	77.00
1/2" x 3/4"	49.20	29.40	21.34	23.00	31.50	77.00
3/4"	49.20	35.00	26.67	26.00	34.50	92.00
3/4" x 1/2"	42.90	35.00	26.67	26.00	30.50	79.00
1"	56.70	43.54	33.66	29.08	41.00	100.00
1-1/4"	67.00	52.00	42.16	32.00	46.50	120.00
1-1/2"	73.00	59.00	48.26	35.00	51.00	132.00
2"	87.60	72.00	60.33	39.00	61.00	150.00

CPVC SCHEDULE 80

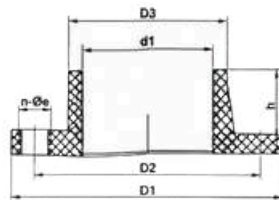


Code : CTF01

● TS FLANGE

Nom Size	D1	D2	D3	d1 DIN	d1 ANSI	d1 JIS	d1 BS	Dimensions	
								l	n-øe
1/2"	30	60,5	89	20	21.34	22	22	22	4-16
3/4"	34	70,5	98	25	26.67	26	26	23.5	4-16
1"	42.5	79,5	108	32	33.4	32	34	25.5	4-16
1-1/4"	52	89,5	118	40	42.16	38	42	32	4-16
1-1/2"	61.5	98,5	127	50	48.26	48	48	32.5	4-19
2"	76	120,5	151.5	63	60.33	60	60	35.8	4-19
2-1/2"	89.5	139,5	177.3	75	70.03	76	76	41	4-19
3"	107.5	152,5	191	90	88.9	89	89	48.5	4-19
4"	130.5	190,5	228.5	110	114.3	114	114	58.5	8-19

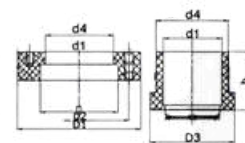
ITEM NO:CTF01
 ■ 235PSI MAXIMUM INTERNAL PRESSURE RATING@73°F
 ■ MATERIAL : CPVC



Code : CVF01

● VAN STONE FLANGE

Nom Size	d1	d2	d3	d4	h	D1	D2	D3	D4	Dimensions
										H
2"	51	91.8	58	74.6	43.5	92.5	120	152.4	77.6	20.5
2-1/2"	68	107.2	73.4	90.6	49	107.6	140	177.6	92.6	24.8
3"	77.2	119.9	89.4	107	54.9	120.6	152.5	191.4	109.4	26.4
4"	102.4	152.5	110.4	131.8	64.8	153	191	229.7	134	28.5
6"	156	206	168.3	189.2	85	207.5	241	284	192.5	32
8"	204.2	260	219.08	237	119	261	296	342.2	239	36.2
10"	266.3	338	273.05	305.9	135	308	362	407	309.8	34.5
12"	316.4	394	323.85	361.5	162	363.5	432	484	366.6	36.5



ITEM NO:CVF01
 ■ MATERIAL:CPVC



Prima Pipa
Mandiri

THANK YOU

Thank you for your interest in our piping solutions.

We sincerely appreciate the opportunity to introduce our products and capabilities. We are committed to delivering high-quality piping systems that comply with international standards and meet the specific requirements of each project. Our focus is not only on product quality, but also on reliability, consistency, and long-term performance in various applications. With extensive experience in supplying piping solutions for a wide range of industries, we strive to provide comprehensive support, including technical consultation, product selection, and after-sales service to ensure optimal results for your projects. We continuously aim to build strong and sustainable partnerships with our clients by maintaining professionalism, responsiveness, and a high level of service.

Please feel free to contact us for further information, technical assistance, or customized solutions tailored to your project needs. We look forward to supporting your future projects and establishing a successful long-term collaboration.

Contact Us



pipamandiri.co.id



Gedung Kopi Lt. 4 No. 403, Menteng



sales@pipamandiri.co.id

Pipamandiri.co.id