



Industrial Valve Series

- One-time Molding
- High Quality Material
- Good Pressure Resistance

Prima Pipa Mandiri
Durable Piping System



2026



PRODUCT CATALOGUE



Pipamandiri.co.id

Gedung Kopi Lt. 4 No. 403
Jl. RP Soeroso No. 20
Menteng - Jakarta Pusat

Industrial Valve Series



Standard:      

DAFTAR ISI VALVE INDUSTRIAL

02

Double Union
Ball Valve

04

Ball Check
Valve

06

Double Union
Check Valve

08

Flange
Check Valve

09

Lab Cock
Sampling Valve

10

Water
Check Valve

11

Ball Valve
with Flange

12

Butterfly
Valve

13

Y-Filter

15

Diaphragma
Valve

16

Diaphragma
Valve with Flange

17

3 Way
Ball Valve

19

Mirror with
Flange

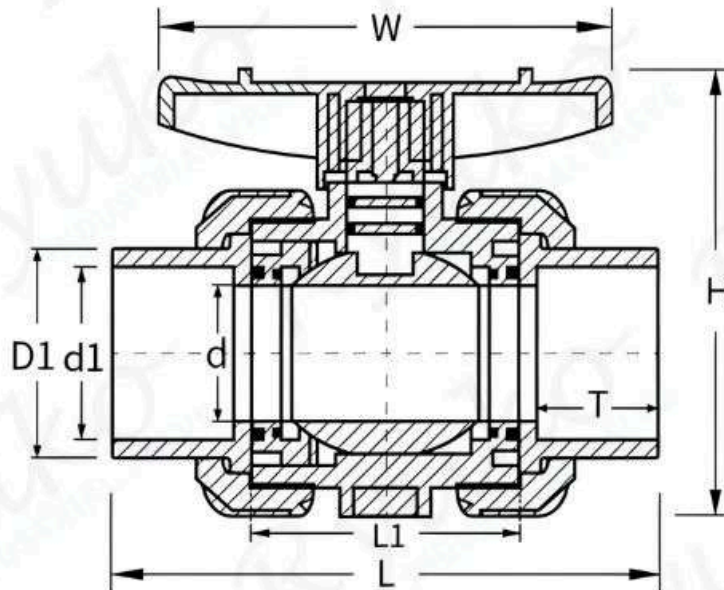
20

UPVC
Flow Meter



U/C PVC DOUBLE UNION BALL VALVE

RYUKO INDUSTRIAL VALVE SERIES



INDUSTRIAL UPVC

unit:mm

SIZE (DN)	W	L1	H	Handle width	Valve body width
15 (1/2")	85.2	53.22	79.85	45.0	18.5
20 (3/4")	90.1	57.25	85.24	55.5	19.0
25 (1")	100.29	62.23	100.28	57	22.0
32 (1-1/4")	115.42	70.59	118.33	61.4	27.5
40 (1-1/2")	125.43	80.34	136.79	72.5	31.8
50 (2")	140.33	86.02	161.63	86.2	37
65 (2-1/2")	195.63	121.86	207.45	110.5	44.5
80 (3")	228.7	147.68	233.68	122.4	47.7
100 (4")	250.9	155.95	264.2	151.3	60.7

INDUSTRIAL UPVC

unit:mm

Size DN (★)	d	DIN				ANSI				JIS			
		D1	d1	L	T	D1	d1	L	T	D1	d1	L	T
15 (1/2")	13.86	28.89	20.27	97.11	17.86	30.83	21.56	97.85	17.86	30.89	22.64	96.98	17.89
20 (3/4")	18.81	33.79	25.15	109.19	21.97	35.79	26.88	108.4	21.85	35.84	26.5	112.22	21.65
25 (1")	23.81	42.63	32.17	120.2	24.64	44.57	33.71	120.68	24.57	42.62	32.25	120.98	24.67
32 (1-1/4")	30.92	51.35	40.2	138.42	27.97	53.26	42.5	137.96	27.98	53.09	38.83	137.3	27.53
40 (1-1/2")	37.73	61.11	50.26	160.71	32.5	61.06	48.87	159.75	32.23	61.16	48.97	160.2	32.53
50 (2")	47.76	75.27	63.35	174.1	37.83	75.26	60.79	173.57	37.77	75.37	60.63	173.82	37.64
65 (2-1/2")	61.64	89.97	75.24	233.76	48.81	90.14	73.56	234.3	48.6	90.1	77.3	233.99	48.72
80 (3")	73.71	109.08	90.44	290.91	61.37	109.08	89.94	290.02	61.59	109.24	89.93	290.93	61.71
100 (4")	89.8	130.25	110.51	314.43	69.93	130.35	114.84	314.03	69.51	130.01	115.4	313.11	69.73

INDUSTRIAL UPVC CLEAR

unit:mm

Size DN	Dimensions (mm)							
	D1	d1	H	L	T	W	Handle width	Valve body width
15	29.85	20	76.3	104.3	21	85	26.5	54
20	35.8	25	90.7	113	23.6	92.8	26.7	63
25	43.3	32	105	126	25.7	106	32.25	73.7
32	53.2	40	120	142.4	29.5	115	35.4	84.2
40	62	50	140.77	155	32.5	127.7	40	98
50	75.7	63	163.8	171.4	36	140	42.3	117.65

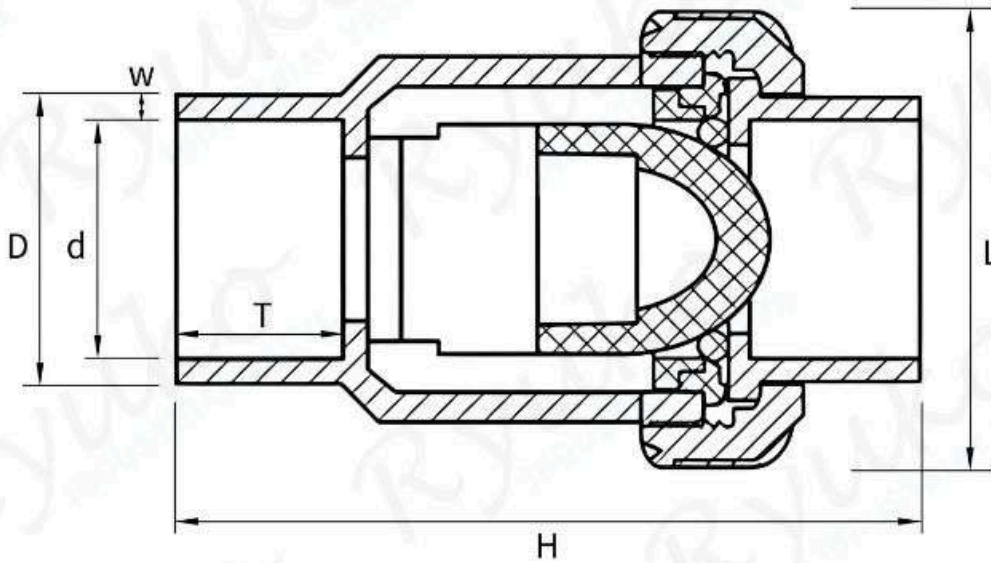
INDUSTRIAL CPVC

unit:mm

Size DN (★)	DIN				ANSI				H	W	Handle width	Valve body width
	D1	d1	T	L	D1	d1	T	L				
15 (1/2")	30	20	18.06	98	30.71	21.55	20.4	106.2	78.17	80.5	25.33	52.28
20 (3/4")	35.07	25.2	22	109.96	36	26.65	22	109.96	87.6	85	26.7	60.13
25 (1")	44.25	32.1	24.4	121.2	44.25	33.55	25.63	127.7	102.58	99.8	31.34	71.36
32 (1-1/4")	52.8	40.2	28	138	54.15	42.4	29	143.04	120.35	114.8	36	82.7
40 (1-1/2")	62.8	50.3	32.88	159.27	63	48.6	32.37	158.97	138.38	124.77	39.2	96.4
50 (2")	77.07	63.2	38	174.72	76.5	60.63	36.29	174.17	164.67	139.86	43.65	116.4
65 (2-1/2")	92	75.2	48.86	235.2	-	-	-	-	214	195.38	60.5	145.5
80 (3")	111.18	90.35	49.5	268.27	-	-	-	-	240.73	205.25	64	167.67
100 (4")	132.9	110.2	59.57	313.58	-	-	-	-	290	248.9	74.63	210.34

U/C PVC BALL CHECK VALVE

RYUKO INDUSTRIAL VALVE SERIES



INDUSTRIAL UPVC

unit:mm

SIZE (DN)	W	L	H	T
15 (1/2")	4.44	52.55	87.59	20.15
20 (3/4")	4.2	59.84	107.56	25.81
25 (1")	5.18	71.8	120.62	24.52
32 (1-1/4")	5.72	83.05	142.78	31.82
40 (1-1/2")	5.29	96.64	150.19	34.29
50 (2")	5.67	117.05	170.36	35.97
65 (2-1/2")	7.05	147.28	224.65	53.24
80 (3")	9.39	168.53	273	65.8
100 (4")	10.13	192.85	308.91	77.11

INDUSTRIAL UPVC

unit:mm

Size DN (★)	DIN		ANSI		JIS	
	D	d	D	d	D	d
15 (1/2")	29.17	20.29	30.21	21.33	30.88	22
20 (3/4")	33.91	25.51	35.05	26.65	34.4	26
25 (1")	42.6	32.25	43.76	33.4	42.36	32
32 (1-1/4")	52.07	40.63	53.64	42.2	49.44	38
40 (1-1/2")	61.19	50.61	58.83	48.25	58.58	48
50 (2")	74.97	63.63	71.64	60.3	71.34	60
65 (2-1/2")	89.8	75.71	87.1	73	90.1	76
80 (3")	109.72	90.94	107.68	88.9	107.78	89
100 (4")	130.77	110.52	134.56	114.3	134.26	114

INDUSTRIAL UPVC CLEAR

unit:mm

Size DN	Dimensions (mm)					
	D	d	H	L	T	W
15	29	20	87	52.7	21	4.5
20	34	25	107	60	23.6	4.5
25	43	32	125	72	25.7	5.5
32	52	40	143	83	29.5	6
40	61	50	150	96.6	32.5	5.5
50	75	63	170	117.4	36	6

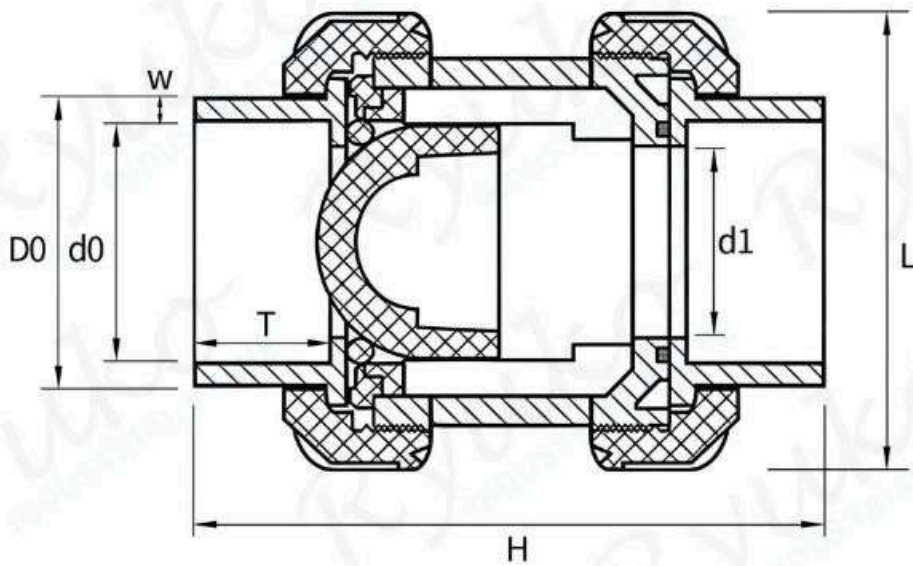
INDUSTRIAL CPVC

unit:mm

Size DN	Dimensions (mm)					
	D	d	H	L	T	W
15	30.12	20.29	85.48	52.45	20.46	4.92
20	34.04	25.31	102.44	59.64	26.08	4.37
25	42.99	32.39	120.45	117.9	28.72	5.3
32	53.09	40.12	141.66	82.51	25.98	6.49
40	61.27	50.52	145.79	96.41	34.84	5.38
50	80.08	63.41	168.25	142.26	37.74	8.34
65	96.2	75.23	202.68	134.52	43.31	10.49
80	110.26	90.17	234.49	163.83	51.91	10.05

U/C PVC DOUBLE UNION CHECK VALVE

RYUKO INDUSTRIAL VALVE SERIES



INDUSTRIAL UPVC

unit:mm

Size DN	Dimensions (mm)					
	$D0$	$d0$	H	L	T	$d1$
15	29.04	20.54	93.16	52.66	20.2	14.01
20	33.97	25.54	115.01	59.69	26.08	19.03
25	42.64	32.6	132.32	71.84	28.64	23.69
32	51.57	40.65	150.71	82.72	31.95	31.08
40	61.86	50.87	160.03	96.35	34.14	38
50	75.4	63.9	183.03	116.66	38.56	47.92
65	89.97	75.71	244.62	146.76	53.03	61.96
80	109.47	90.8	292.66	167.88	64.95	74.94

INDUSTRIAL UPVC

unit:mm

Size DN	Dimensions (mm)					
	D0	d0	H	L	T	W
15	29	20	92	52.66	20	4.5
20	34	25	115	59.7	26	4.2
25	42.7	32	131.4	72	28.6	5
32	53.2	40	144.3	84.3	29	6.4
40	62.25	50	160	98	32.4	6
50	75.7	63	174.4	117.3	36	6

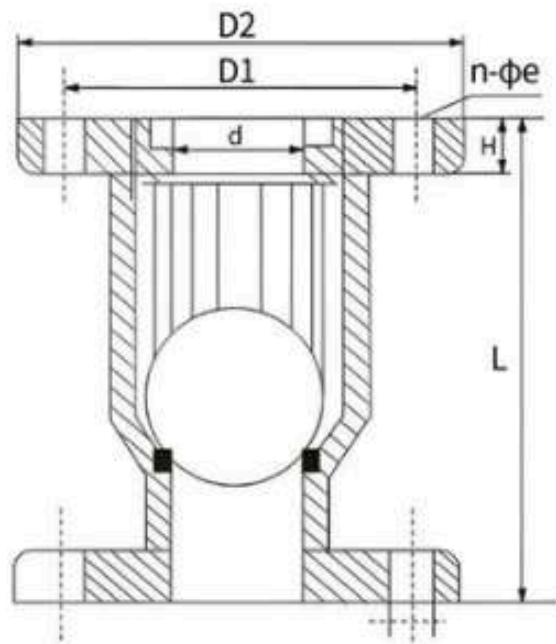
INDUSTRIAL UPVC CLEAR

unit:mm

Size DN	Dimensions (mm)					
	D0	d0	H	L	T	d1
15	29.04	20.54	93.16	52.66	20.2	14.01
20	33.97	25.54	115.01	59.69	26.08	19.03
25	42.64	32.6	132.32	71.84	28.64	23.69
32	51.57	40.65	150.71	82.72	31.95	31.08
40	61.86	50.87	160.03	96.35	34.14	38
50	75.4	63.9	183.03	116.66	38.56	47.92
65	89.97	75.71	244.62	146.76	53.03	61.96
80	109.47	90.8	292.66	167.88	64.95	74.94

U/C PVC FLANGE CHECK VALVE

RYUKO INDUSTRIAL VALVE SERIES



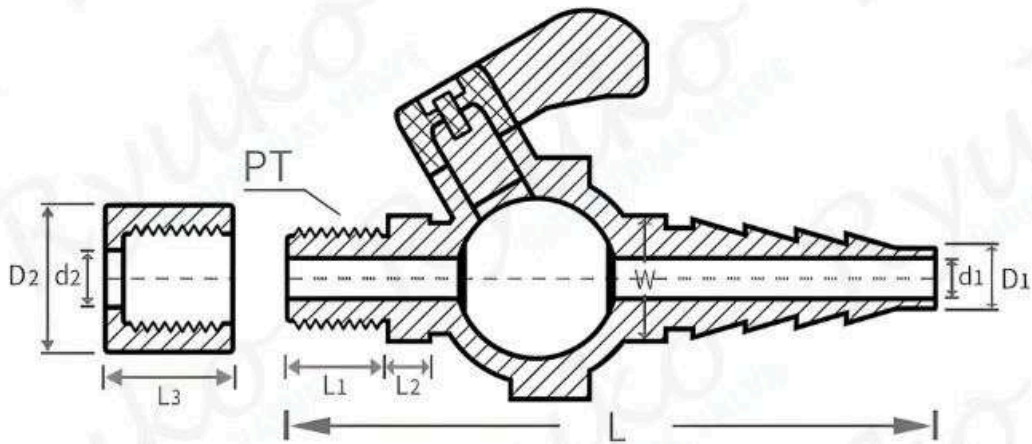
unit:mm

INDUSTRIAL UPVC

Size DN	Dimensions (mm)						
	D1	D2	d	L	H	n-φe	Working pressure
15	65	95	15	100	14	4-14	0.6 Mpa
20	75	105	20	120	14	4-14	0.6 Mpa
25	85	115	25	140	16	4-14	0.6 Mpa
32	100	135	32	160	17	4-18	0.6 Mpa
40	110	145	40	165	18	4-18	0.6 Mpa
50	125	160	50	180	20	4-18	0.6 Mpa
65	140	180	65	220	22	4-18	0.6 Mpa
80	160	195	80	250	25	8-18	0.6 Mpa
100	180	215	100	280	25	8-18	0.6 Mpa
125	210	245	125	320	30	8-18	0.5 Mpa
150	240	280	150	360	30	8-23	0.4 Mpa
200	295	335	200	400	35	8-23	0.4 Mpa

U/C PVC SAMPLING VALVE

RYUKO INDUSTRIAL VALVE SERIES



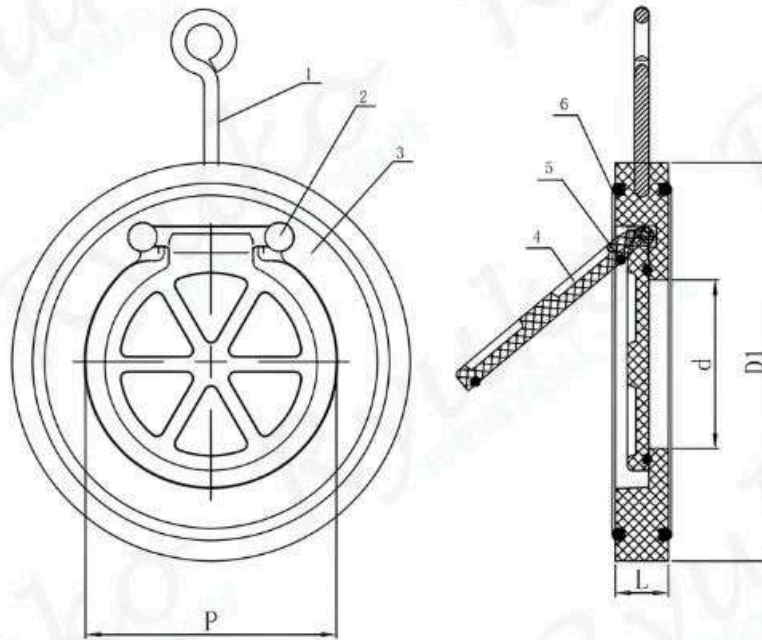
INDUSTRIAL UPVC / CLEAR UPVC

unit:mm

Size (★)	Dimensions (mm)					
	d1	D1	W	L1	L2	L
1/4"	6	8	16	14	6	90

Size (★)	Dimensions (mm)		
	d2	D2	L3
1/4"	8	20	16
3/8"	6.88	20	16

U/C PVC WATER CHECK VALVE
RYUKO INDUSTRIAL VALVE SERIES



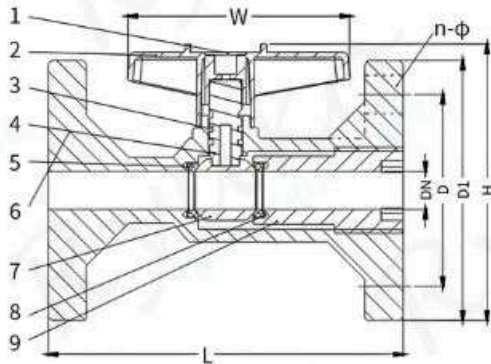
INDUSTRIAL UPVC

unit:mm

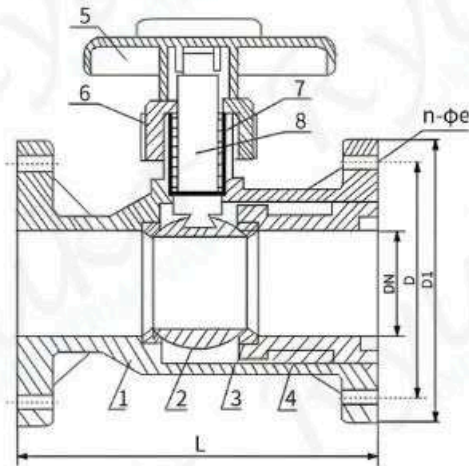
Size DN	Dimensions (mm)			
	P	d	D1	L
40	35.9	23.23	81.84	18.15
50	44.12	26.95	107.51	21.07
65	58.07	40	126.9	23.55
80	70.66	54.2	141.42	23.05
100	88.07	70.82	164.65	25.08
125	114.96	91.96	191.8	28.14
150	131.15	112.6	216.72	30.07
200	179.44	147.87	269.57	33.86
250	230.57	190.12	326.66	38.84
300	260.37	216.7	378.76	44.28

U/C PVC BALL VALVE WITH FLANGE

RYUKO INDUSTRIAL VALVE SERIES



DN15-100



DN125-300

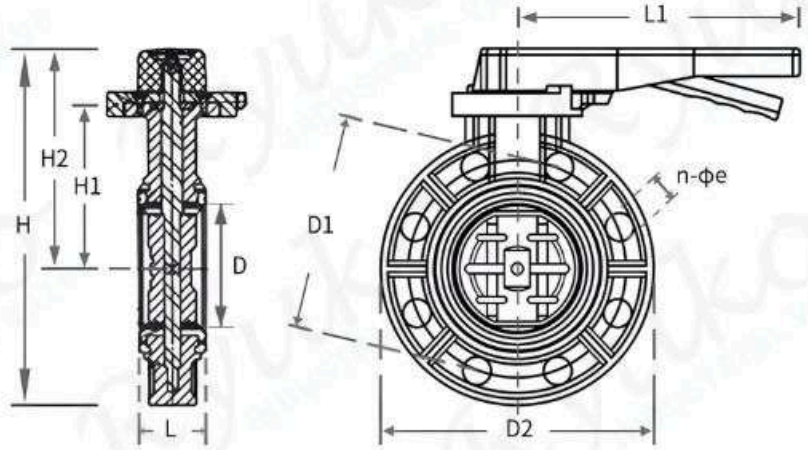
INDUSTRIAL UPVC

unit:mm

Size DN	Dimensions (mm)					
	D1	D	L	H	W	n-φ
15	95	65	130	101	82	4-14
20	105	75	140	113.5	89	4-14
25	115	85	150	125	109	4-14
32	135	100	165	146	117	4-18
40	145	110	180	156.5	123	4-18
50	160	125	200	187	142	4-18
65	185	145	220	214.5	157	4-18
80	195	160	250	241	188	8-18
100	215	180	280	271	208	8-18
125	245	210	320	/	/	8-18
150	280	240	360	/	/	8-23
200	335	295	400	/	/	8-23
250	395	350	500	/	/	12-23
300	455	400	600	/	/	12-23

U/C PVC BUTTERFLY VALVE

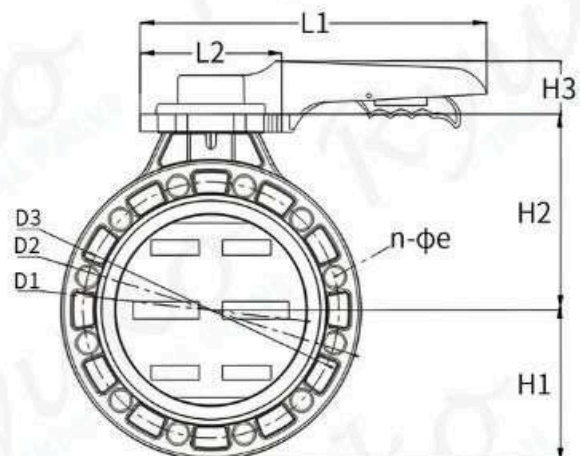
RYUKO INDUSTRIAL VALVE SERIES



INDUSTRIAL UPVC

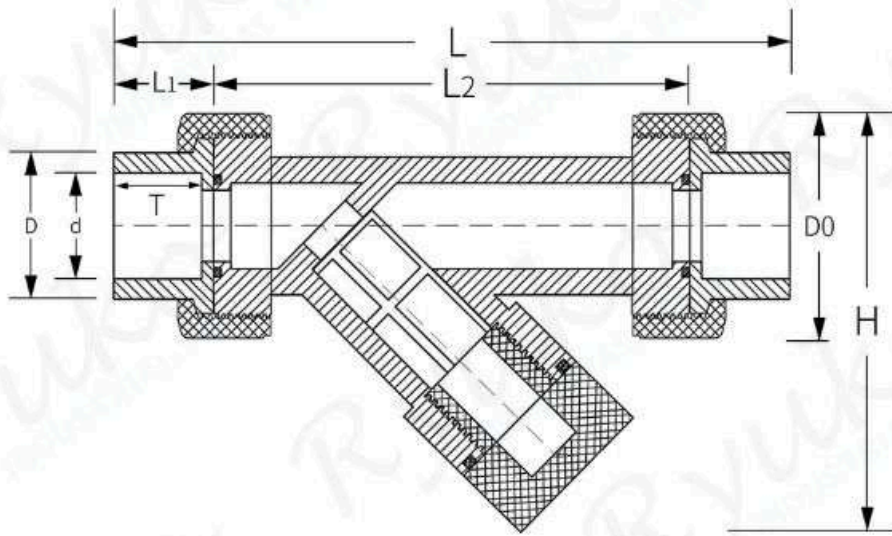
unit:mm

Size DN	Dimensions (mm)									
	H	H1	H2	D	L1	D1	L	n	φe	D2
50	223.48	108.21	145.12	50	200	120.11	44.61	4	19	157.93
65	243.79	118.2	155.03	65	200	139.75	44.67	4	19	178.49
80	280.1	139.75	183.16	80	238	154.84	48.25	8	19	193.93
100	319.28	164.03	207.73	100	238	179.78	53.65	8	19	225.11
125	357.87	175.36	232.87	125	308	206.53	63.49	8	23	251.16
150	387.44	191.76	249.38	150	308	233.92	69.05	8	24	278.77
200	460.67	234.71	293.92	200	308	289.1	88.47	8	24	336.74



U/C PVC Y-FILTER

RYUKO INDUSTRIAL VALVE SERIES



INDUSTRIAL UPVC

unit:mm

SIZE (DN)	H	L	L1	L2	T
15 (1/2")	84.3	152.23	20.39	109.49	17.02
20 (3/4")	100.99	170.1	22.04	124.08	19.63
25 (1")	118.98	192.76	26.14	138.52	24.22
32 (1-1/4")	133.31	208.89	29.24	148.58	26.76
40 (1-1/2")	162.65	262.34	35.18	188.69	31.82
50 (2")	196.2	306.68	40.91	222.2	36.83
65 (2-1/2")	242.7	375.32	45.74	280.44	43.29
80 (3")	270.88	436.01	54.93	322.76	52.51
100 (4")	307.79	467.54	58.07	348.79	55.94

INDUSTRIAL UPVC

unit:mm

Size DN (★)	DIN		ANSI		JIS	
	D	d	D	d	D	d
15 (1/2")	27.29	20.22	27.33	21.33	27.33	22
20 (3/4")	35.4	25.23	34.05	26.65	34.05	26
25 (1")	40.88	32.18	40.8	33.4	40.8	32
32 (1-1/4")	52.07	40.32	51.8	42.2	51.8	38
40 (1-1/2")	58.95	50.31	58.65	48.25	58.65	48
50 (2")	74.68	63.59	74.7	60.3	74.7	60
65 (2-1/2")	90.42	75.3	-	-	-	-
80 (3")	106.46	90.25	-	-	-	-
100 (4")	126.67	110.92	-	-	-	-

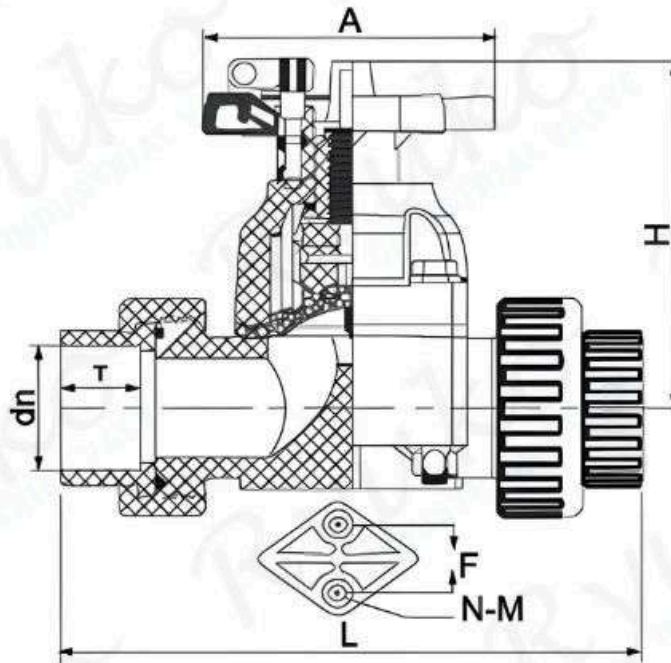
INDUSTRIAL CPVC

unit:mm

Size DN	Dimensions (mm)				
	D0	d	H	L	T
15	45	20	103	184	18
20	53	25	107	187	21
25	62	32	124	205	26
32	73	40	148	252	26
40	84	50	154	268	37
50	104	63	195	305	37
65	127	75	245	378	42
80	151	90	315	440	50
100	170	110	333	565	60

U/C PVC UNION DIAPHRAGM VALVE

RYUKO INDUSTRIAL VALVE SERIES

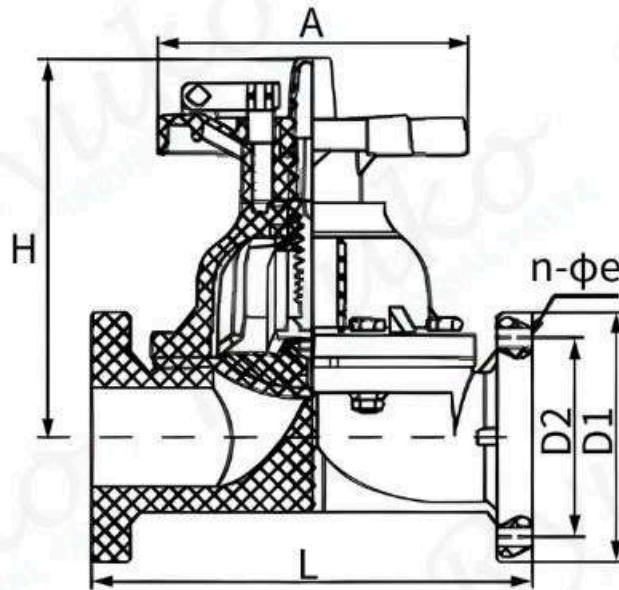


INDUSTRIAL UPVC

unit:mm

Size DN	Dimensions (mm)					
	L	H	T	N-M	F	A
15	142	90	22	2-M6	25	77
20	162	95	22	2-M6	25	77
25	175	105	22	2-M6	25	87
32	196	125	26	2-M8	36	100
40	227	145	32	2-M8	36	117
50	272	172	39	2-M8	45	137

U/C PVC DIAPHRAGMA VALVE WITH FLANGE
RYUKO INDUSTRIAL VALVE SERIES



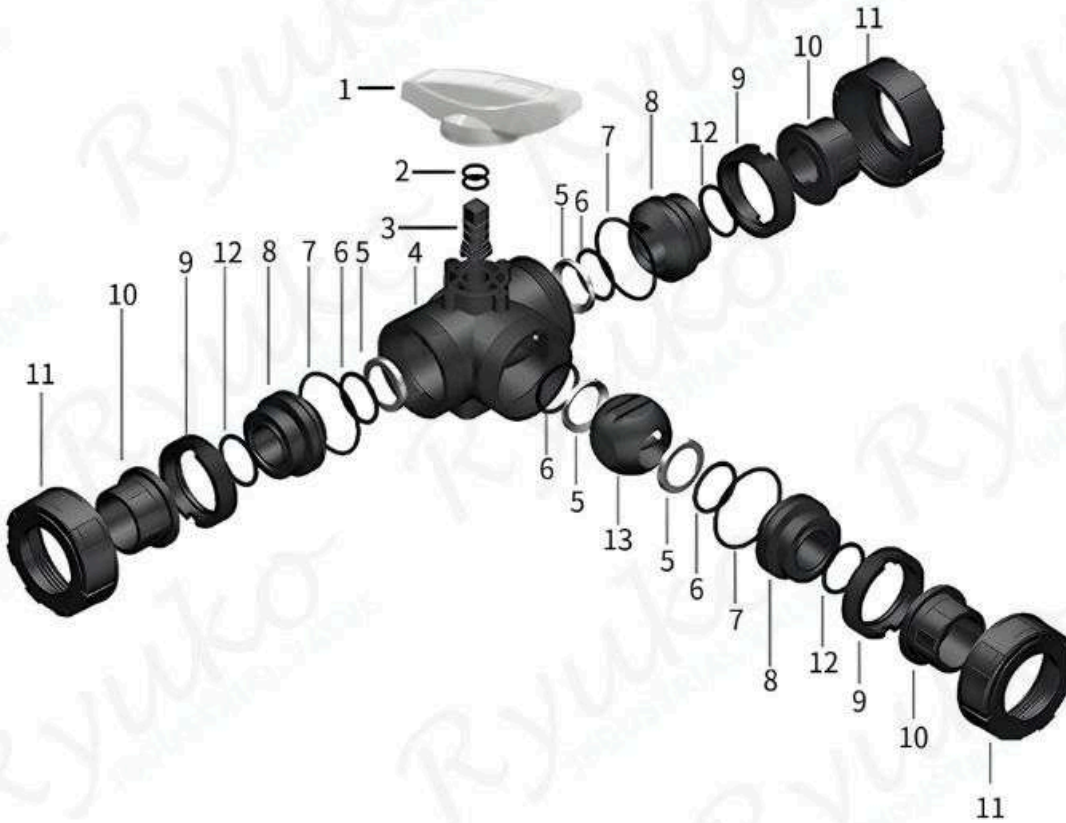
INDUSTRIAL CPVC

unit:mm

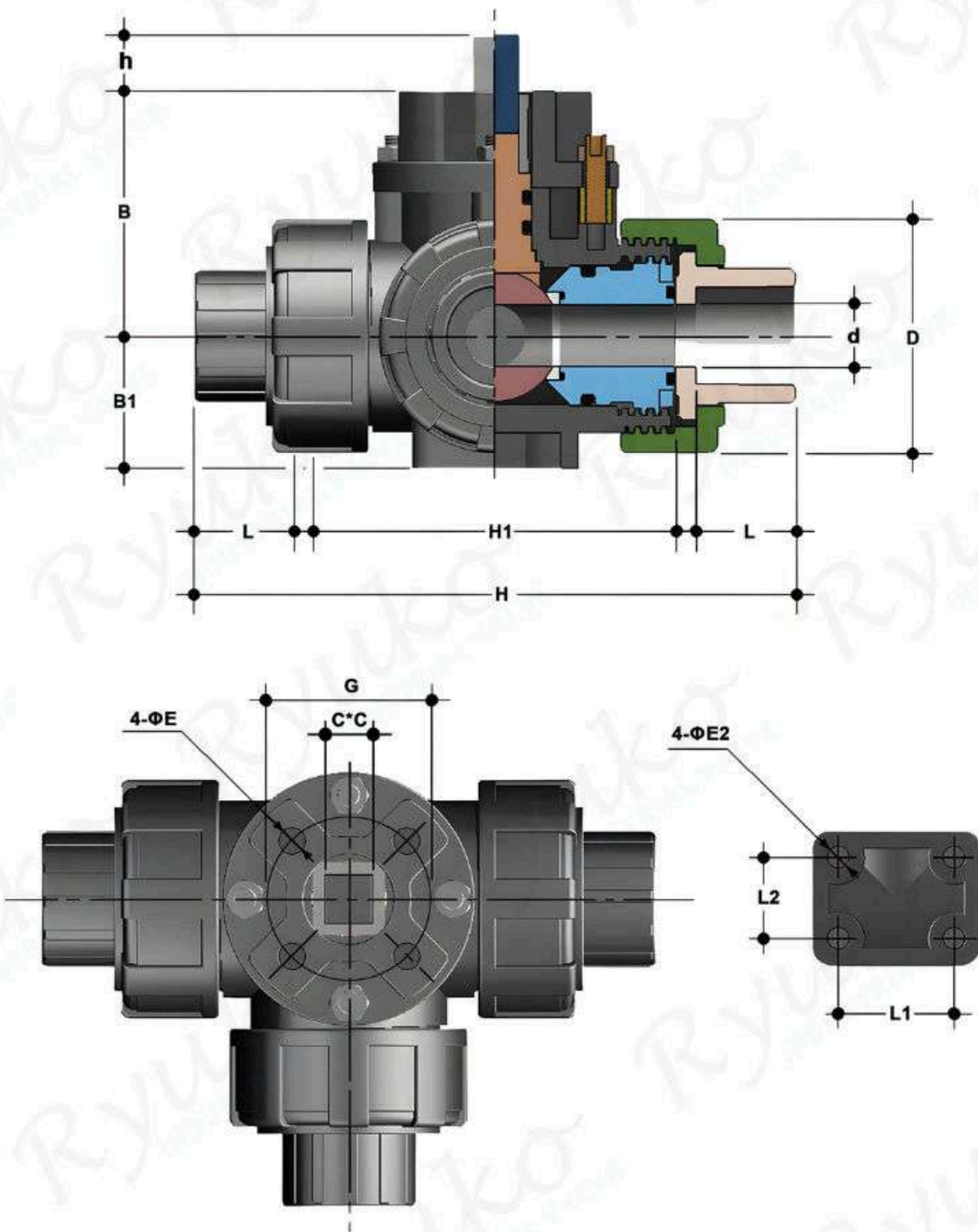
Size DN	Dimensions (mm)					
	D1	D2	L	n-φ	H	A
25	115	85	145	4-14	115	87
32	135	100	160	4-18	132	100
40	145	110	180	4-18	148	117
50	160	125	210	4-18	175	137
65	185	145	250	4-18	235	178
80	200	160	300	8-18	305	214
100	220	180	350	8-18	350	265

U/C PVC 3 WAY BALL VALVE

RYUKO INDUSTRIAL VALVE SERIES



Ltem	Parts	Materials	Pcs
1	Handle	UPVC/CPVC	1
2	Stem O-ring	FPM	2
3	Stem	UPVC/CPVC/PVDF	1
4	Body	UPVC/CPVC	1
5	Ball seat	PTFE	4
6	Ball seat O-ring	EPDM/FPM	2
7	Radial seal O-ring	EPDM/FPM	3
8	Ball seat carrier	UPVC/CPVC	3
9	Threaded ring	UPVC/CPVC	3
10	End connector	UPVC/CPVC	3
11	Union nut	UPVC/CPVC	3
12	Socket seal O-ring	EPDM/FPM	3
13	Ball	UPVC/CPVC/PVDF	1

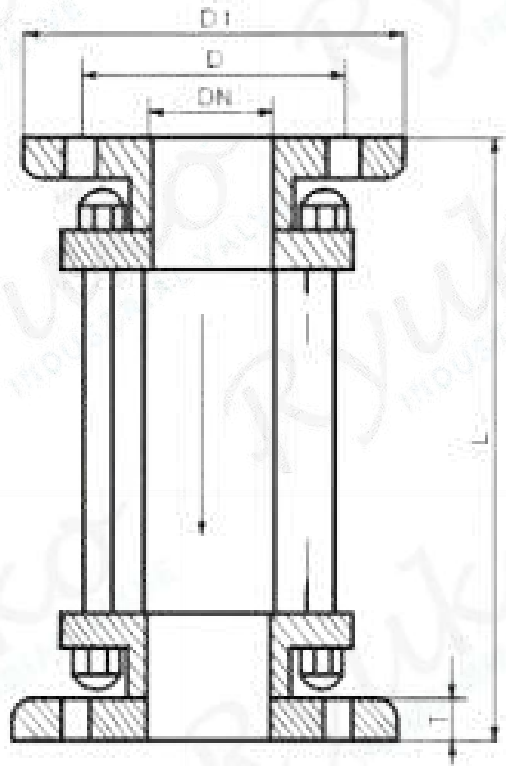


unit:mm

Size DN	Dimensions (mm)													
	D	D1	d	B	B1	C	H	H1	G	L	L1	L2	φE	φE2
15	53	20	14	55	30	11	138	83	F03	23	26	18	5.5	M5
20	62.5	25	18	58	35	11	160	98	F03	25	25	18	5.5	M5
25	71	32	22	64	39	11	180	110	F03	28	36	24	5.5	M5
32	82	40	25	68	48	11	208	130	F03	32	36	24	5.5	M5
40	117	50	38	92	65	14	240	154	F05/F07	35	50	30	8.5	M6
50	143	63	50	107	78	14	299	205	F05/F07	38	60	40	8.5	M8

U/C PVC MIRROR WITH FLANGE

RYUKO INDUSTRIAL VALVE SERIES



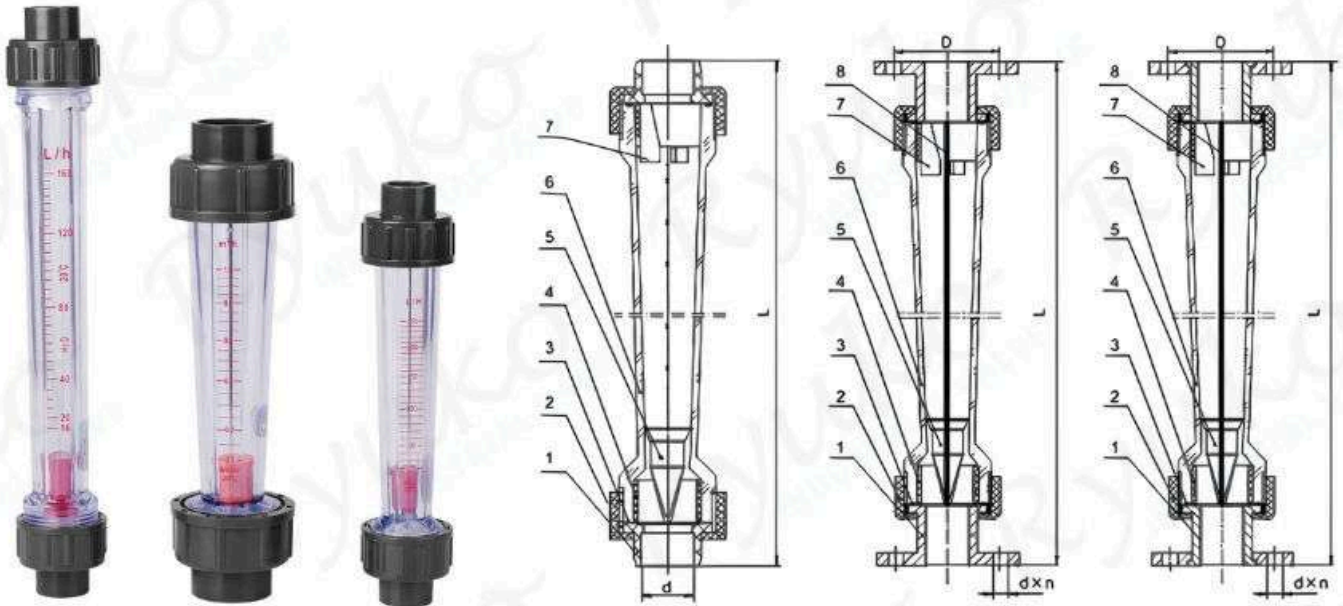
INDUSTRIAL UPVC

unit:mm

Size DN	Dimensions (mm)			
	D1	D	L	T
25	115	85	240	16
32	140	100	240	16
40	150	110	240	16
50	165	125	240	16
65	185	145	240	18
80	200	160	240	18
100	220	180	310	18
125	250	210	370	20
150	285	240	386	20
200	340	295	420	25
250	395	350	445	28

UPVC FLOW METER

RYUKO INDUSTRIAL VALVE SERIES



Item	Parts	Materials
1	SOCKET	UPVC
2	BUT	ABS
3	O-RING	NBR
4	Lower stop gear	PE
5	float	ABS
6	Conical tube	AS
7	Top stop gear	PE
8	Guide rod	304/316

INDUSTRIAL UPVC

unit:mm

Size DN	long tube size			short tube size			flange end size			
	L	d		L	d		L		D	d x n
		socket	thread		socket	thread	long tube	short tube		
15	280	Φ20	G1/2"	200	Φ20	G1/2"	320	240	65	14 × 14
20	380	Φ32	G3/4"	226	Φ32	G3/4"	432	278	85	14 × 14
25	-	-	-	288	Φ40	-	-	351	100	18 × 4
40	417	Φ50	G1-1/4"	-	-	G1-1/4"	489	-	110	18 × 4
50	435	Φ63	G1-1/2"	341	Φ63	G1-1/2"	519	435	125	18 × 4
65	-	-	-	430	Φ75	-	-	522	145	18 × 4
80	-	-	-	-	-	-	540	540	160	18 × 8
100	-	-	-	-	-	-	555	555	180	18 × 8
125	-	-	-	-	-	-	555	555	210	18 × 8
150	-	-	-	-	-	-	555	555	240	22 × 8

type	size	measuring range	medium	marks
short tube	LZS-15C	6-60L/h	water	Without guide rod
		10-60L/h		
		16-160L/h		
		25-250L/h		
		40-400L/h		
		60-600L/h		
	LZS-25C	60-600L/h		Without guide rod
		0.1-1m ³ /h		
		0.16-1.6m ³ /h		
		0.25-2.5m ³ /h		
	LZS-40C	0.3-3m ³ /h		Without guide rod
		0.6-6m ³ /h		
	LZS-50C	1-10m ³ /h		Without guide rod
		0.4-4m ³ /h		
		0.6-6m ³ /h		With guide rod
		1-10m ³ /h		
	LZS-100 LZS-125 LZS-150	1.6-16m ³ /h		connect by flange
		14-90m ³ /h		
18-120m ³ /h				
20-150m ³ /h				
long tube	LZS-15D	25-200m ³ /h	water	With guide rod
		6-60L/h		
		10-100L/h		
		16-160L/h		
		25-250L/h		
		40-400L/h		
	LZS-25D	60-600L/h		With guide rod
		100-1000L/h		
		100-1000L/h		
		0.1-1m ³ /h		
	LZS-32D	0.16-1.6m ³ /h		With guide rod
		0.25-2.5m ³ /h		
		0.3-3m ³ /h		
	LZS-50D	0.4-4m ³ /h		With guide rod
		0.6-6m ³ /h		
		1-10m ³ /h		
	LZS-65D	1.6-16m ³ /h		With guide rod
		5-25m ³ /h		
8-40m ³ /h				
LZS-80	12-60m ³ /h	connect by flange		
	5-25m ³ /h			
	8-40m ³ /h			
		12-60m ³ /h		



Prima Pipa
Mandiri

THANK YOU

Thank you for your interest in our piping solutions.

We sincerely appreciate the opportunity to introduce our products and capabilities. We are committed to delivering high-quality piping systems that comply with international standards and meet the specific requirements of each project. Our focus is not only on product quality, but also on reliability, consistency, and long-term performance in various applications. With extensive experience in supplying piping solutions for a wide range of industries, we strive to provide comprehensive support, including technical consultation, product selection, and after-sales service to ensure optimal results for your projects. We continuously aim to build strong and sustainable partnerships with our clients by maintaining professionalism, responsiveness, and a high level of service.

Please feel free to contact us for further information, technical assistance, or customized solutions tailored to your project needs. We look forward to supporting your future projects and establishing a successful long-term collaboration.

Contact Us



pipamandiri.co.id



Gedung Kopi Lt. 4 No. 403, Menteng



sales@pipamandiri.co.id

Pipamandiri.co.id